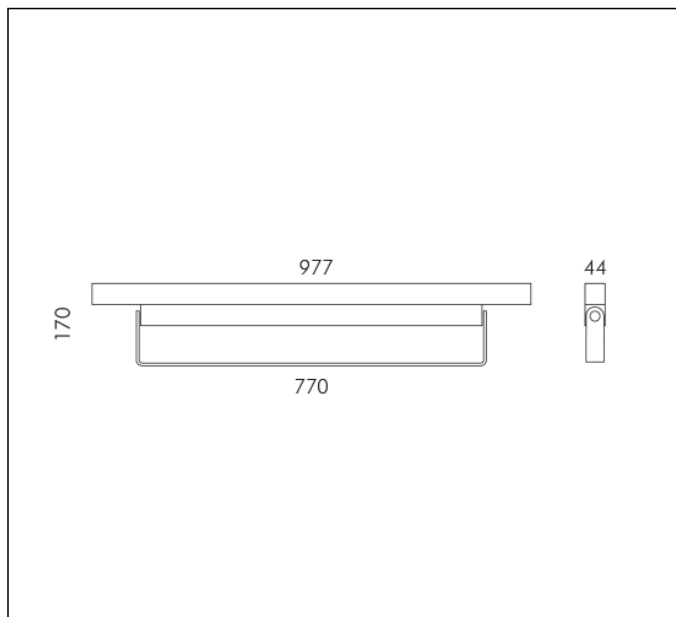

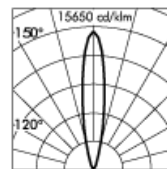
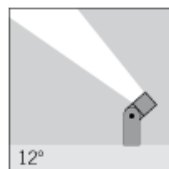


TECHNICAL DATA SHEET ART. S.1255W - STREAMLINE PROJECTOR



MODULES LED 3000K 230V 7920lm CRI 90 MacAdam step 3
 Rated luminaire luminous flux: 5235lm
 Rated input power: 74W
 Luminaire efficacy: 71lm/W
 Electronic ballast 220÷240V AC 50-60Hz / DC



h(m)	12° Ø(m)	3000K E(lx)
2	0.41	20415
4	0.81	5104
6	1.22	2268
8	1.63	1276
10	2.03	817

CE IP 65

Fixture available with integral DALI driver on request with surcharge.

LUMINAIRE TYPE

Projector. IP rating IP 65

MATERIAL CHARACTERISTICS

Die-cast EN AB-47100 aluminium housing with high corrosion resistance. Stone wash surface treatment prior to painting process. A4 grade Stainless Steel screws with 2,5-3% molybdenum content which increases the resistance against corrosion. Pre treated Silicone Gaskets. Painting Process : 3 Step Process

1) Surface treatment with BONDERITE. A heavy metal free chemical surface treatment containing ceramic nano particles giving a cohesive, inorganic and highly dense protective coating. 2) PRE POLYMERIZATION a process of introducing an epoxy primer with excellent characteristics to the paint which also offers very high resistance to oxidation due to its Zinc content. 3) POLYMERIZATION a process with the application of polyester powder with high resistance against UV rays and harsh weather conditions. Resistance test protection for Marine applications for 1200h. Mechanical resistance IK 07 Maximum load capacity --

LIGHTING PERFORMANCE

Clear toughened glass diffuser. LOR --. Compact electronic ballast to guarantee better lamp stability, lifetime and reduced energy consumption. The sophisticated optics focuses the beam and makes the light comfortable by reducing the direct glare of the light source.

INSTALLATION AND MAINTENANCE

Streamline projector suitable with the bracket that allows a 180° luminaire rotation.

WIRING

Supplied 1.5m cable section type H05RN-F sealed with B component epoxy resin, wired internally protected by silicon sheaths.

Isolation: CLASS I. Available colours: Aluminium grey (cod.14). Weight: 6.9 Kg Glow Wire test: --

L.E.D circuit included.

This luminaire contains built-in LED modules. In case of damage or malfunction please contact the manufacturer to receive additional instructions on how to replace and relative spare parts to order. The LED modules cannot be handled in the luminaire by the end user.

LED circuit boards are engineered accordingly to actual Lumen Maintenance regulation (LM80) and Technical Memorandum (TM21) where uniformity and quality of light is 50.000 hours referred to L70 B20 Ta 25°C.

Lifecycle refers to LED circuit boards only, all others components of the luminaire are excluded.

TECHNICAL DATA SHEET ART. S.1255W - STREAMLINE PROJECTOR ACCESSORIES



S.2498

SURGE PROTECTION DEVICE 10kV CLASS I

Compatible with all lighting fixtures classified under electrical Protection Class I

Rated voltage 230-277V

SPD type 2+3

Max Surge Protection 10kV

IP67