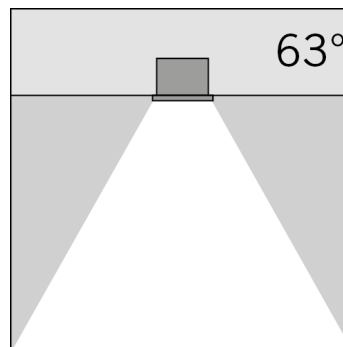
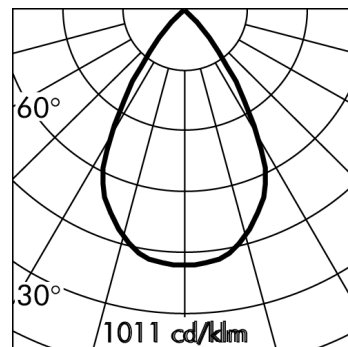
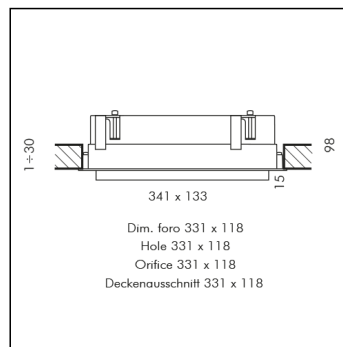



CATCH RECTANGULAR 20LED



h(m)	Ø(m)	E(lx)
1	1.23	1835
2	2.46	459
3	3.69	204
4	4.92	115
5	6.15	73

Item no longer in the catalogue.

S.7466W

20 module LED 3000K 220-240Vac **DIMMABLE DALI2; PUSH**
Ceiling recessed mounted

**Light Source Technical Data**

Light source type:	LED
Colour temperature:	3000K
Rated module luminous flux:	3870lm
Rated luminaire luminous flux:	1815lm
Rated module power:	29.9W
Rated luminaire power:	32W
Luminaire efficacy:	57lm/W
ULR:	0%
CIE Flux Code:	95 100 100 100 100
Color Rendering Index:	CRI 90
Standard Deviation Color Matching:	MacAdam step 3
Beams available on request:	12°, 10°x44°

Temperature and life time Technical Data

LED Lifetime:	L80 B10 70.000h Ta 25°C L80 B10 50.000h Ta 40°C
Lifespan of the LUMINAIRE:	min. 70.000h Ta 25°C min. 50.000h Ta 40°C
Performance ambient temperature:	Tq 25°C
Operating ambient temperature range:	da -20°C a +50°C
Storage temperature range:	da -20°C a +60°C

Power Supply Technical Data

Voltage (AC):	220-240Vac
Frequency (AC):	50/60Hz
Voltage (DC):	176-275Vdc (No PUSH DIM)
	DALI2; PUSH
	PUSH Synchronization:
Dimmable:	- Max 4 Luminaires, distance <15m; - Max 35 Luminaires, distance <300m with S.2490 accessory.
Inrush Current:	5A 50µsec
Max. quantity of fixtures for Miniature Circuit Breaker type B16A:	50
Max. quantity of fixtures for Miniature Circuit Breaker type C16A:	85
Surge protection (between L-N):	2kV
Surge protection (between L/N-PE):	4kV


Technical Installation Data

Electrical insulation class:	II
Protection class IP:	IP65
Mechanical resistance:	IK08
Weight:	3.97Kg
Power cable:	0.4m - H05RN-F

SPECIAL VERSION ON REQUEST: this Luminaires can be supplied with a surcharge in class III (without power supply). Requires working remote power supply in constant current at 1050mA V_{fmin}=27Vdc V_{fmax}=32Vdc. Example SIMES compatible power supplies (check the complete list of the drivers on the catalogue):

Art. S.2444 POWER SUPPLY MULTI-POWER 230V/700mA-1050mA DALI2, PUSH DIM IN BOX IP67 35W

NB: Use 1 Power Supply for each Luminaires

**CATCH RECTANGULAR 20LED
S.7466W****SPECS SHEET****LUMINAIRE TYPE**

False ceiling-recessed down-light fitting. IP rating IP 65

MATERIAL CHARACTERISTICS

Aluminium die cast housing in EN AB-47100 (low copper content) with high resistance against corrosion. Stone wash surface treatment prior to painting process. Aluminium front trim or Marine grade stainless steel AISI 316L front trim. A4 grade Stainless Steel screws with 2,5-3% molybdenum content which increases the resistance against corrosion. Pre treated Silicone Gaskets. Painting Process : 3 Step Process

1) Surface treatment with BONDERITE. A heavy metal free chemical surface treatment containing ceramic nano particles giving a cohesive, inorganic and highly dense protective coating. 2) PRE POLYMERIZATION a process of introducing an epoxy primer with excellent characteristics to the paint which also offers very high resistance to oxidation due to its Zinc content. 3) POLYMERIZATION a process with the application of polyester powder with high resistance against UV rays and harsh weather conditions. Resistance test protection for Marine applications for 1200h. Mechanical resistance IK 08

LIGHTING PERFORMANCE

The led chips are positioned inside specific cowels and are not visible therefore resulting in excellent visual comfort and antiglare characteristics. Toughened transparent glass 5mm thick. Lamp adjustable $\pm 20^\circ$ position. LOR --

INSTALLATION AND MANTEINANCE

The luminaires are fixed to the falseceiling by a heavy-duty bracket system, adjustable.

WIRING

Luminaire hard wired with 0.4m H05RN-F cable, supplied with IP67 connector . Isolation: CLASS II . Available colours: Stainless steel (cod.19). Weight: 3.97 Kg Glow Wire test: --

LED module included

REGISTERED DESIGN


This luminaire contains built-in LED modules. In case of damage or malfunction please contact the manufacturer to receive additional instructions on how to replace and relative spare parts to order. The LED modules cannot be handled in the luminaire by the end user.

This product contains a light source of energy efficiency class (EPREL - European Product Registry for Energy Labelling): E.

LED modules are engineered accordingly to the existing regulations of Lumen Maintenance (LM80) and Technical Memorandum (TM21), where uniformity and quality of the light is 70,000 hours referred to L80 B10 Ta 25 ° C (50,000 hours referable to L80 B10 Ta 40°C). Lifespan of the luminaire min. 70.000 hours Ta 25°C, min. 50,000 hours at 40°C. Performance Ambient temperature Tq 25°C. Operating ambient temperature range is from -20°C to +50°C. Storage temperature range from -20°C to +60°C.

ELECTRONIC EQUIPMENT SENSITIVE TO OVERVOLTAGE.

We recommend installing surge protection devices "SPD" in the electrical system. Protection devices prevent the intensity of these phenomena's, protecting the appliances from the risk of being damaged and extending the lifespan. Outdoor luminaires are subject to all types of permanent, temporary, or transient electrical disturbances. Such disturbances can create permanent damage or failure affecting its performance and durability. The surge protection device (supplied by SIMES) is utilized to limit the destructive effect of these phenomena. We suggest that each luminaire must be connected to one protection device at not more than 10m away. For correct coordination of the protections, a surge protection device must also be provided inside the electrical panel of the system (the selection of this device must be carried out from the electrical designer and is not supplied by SIMES).

CATCH RECTANGULAR 20LED**S.7466W****ACCESSORIES****S.2499****SURGE PROTECTION DEVICE 10kV CLASS II**

Compatible with all lighting fixtures and electronic ballast accessories classified under electrical Protection Class II Rated voltage 230-277V SPD type 2+3 Max Surge Protection 10kV IP67
EACH FIXTURE MUST BE CONNECTED TO ONE SINGLE SURGE PROTECTION DEVICE AT A DISTANCE OF NO MORE THAN 10m AWAY.

**S.7469****HOUSING FOR CONCRETE CEILINGS**

Dim. 400 x 360 x 120mm

**S.2490****Signal converter Input PUSH DIM Output DALI 2**

Features DALI-2 dimming (1-100%). Control unit for the conversion from push button to DALI-2 interface. Allowed powering up to 35 DALI-2 interface in BROADCAST. Input current typ. 70 Ma - max. 110 Ma. Application in installation boxes. Light regulation 1-100% by means of PUSH: - a short push to turn on and off; - a longer push to increase or decrease light intensity. Dimensions 43mm x 46mm x 18.5mm

**S.2492****IP20 Interface Virtual Midnight/Bilevel (Step-Dimming)**

This device is designed to maximize energy savings in various lighting applications. The devices can operate in two modes and are compatible exclusively with Simes DALI lighting fixtures: 1. Virtual Midnight: This system is designed for public outdoor lighting, enabling the automatic reduction of light output during periods when full-power operation is unnecessary. Configuring the system is straightforward, as programming is done via rotary selectors built into the device. 2. Bilevel (Step-Dimming): The two-level dimming system is commonly used in urban and street lighting, as well as in industrial facilities, emergency stairwells, parking lots, and other similar applications. The Bilevel function allows for adjusting the light intensity between two levels, using controls such as a relay, a twilight switch paired with a timer, or a motion sensor. The lighting level can be increased or decreased through simple programming using the rotary selectors built into the device. Dimensions 60mm x33mm x15mm

It can manage a maximum of 7 DALI luminaires/devices. Possibility to extend up to max. 64 luminaires through the DALI Expander (S.2494).

**S.2493****IP67 Interface Virtual Midnight/Bilevel (Step-Dimming)**

This device is designed to maximize energy savings in various lighting applications. The devices can operate in two modes and are compatible exclusively with Simes DALI lighting fixtures: 1. Virtual Midnight: This system is designed for public outdoor lighting, enabling the automatic reduction of light output during periods when full-power operation is unnecessary. Configuring the system is straightforward, as programming is done via rotary selectors built into the device. 2. Bilevel (Step-Dimming): The two-level dimming system is commonly used in urban and street lighting, as well as in industrial facilities, emergency stairwells, parking lots, and other similar applications. The Bilevel function allows for adjusting the light intensity between two levels, using controls such as a relay, a twilight switch paired with a timer, or a motion sensor. The lighting level can be increased or decreased through simple programming using the rotary selectors built into the device. Dimensions 175.5mm x86.5mm x43mm

It can manage a maximum of 7 DALI luminaires/devices. Possibility to extend up to max. 64 luminaires through the DALI Expander (S.2494).

**S.2494****DALI EXPANDER**

The IP20 DINrail device is used to extend a DALI circuit via broadcast. The received input signal is amplified and transmitted in broadcast to the DALI luminaires / DALI control gears. The DALI Expander has an integrated DALI bus power supply (200mA) which can control up to a maximum of 64 DALI devices within 300 meters.

**S.2497****IP67 Interface Virtual Midnight/Bilevel (Step-Dimming) + Expander up to 64 luminaires**

This device is designed to maximize energy savings in various lighting applications. The devices can operate in two modes and are compatible exclusively with Simes DALI lighting fixtures: 1. Virtual Midnight: This system is designed for public outdoor lighting, enabling the automatic reduction of light output during periods when full-power operation is unnecessary. Configuring the system is straightforward, as programming is done via rotary selectors built into the device. 2. Bilevel (Step-Dimming): The two-level dimming system is commonly used in urban and street lighting, as well as in industrial facilities, emergency stairwells, parking lots, and other similar applications. The Bilevel function allows for adjusting the light intensity between two levels, using controls such as a relay, a twilight switch paired with a timer, or a motion sensor. The lighting level can be increased or decreased through simple programming using the rotary selectors built into the device. Dimensions 175.5mm x86.5mm x43mm