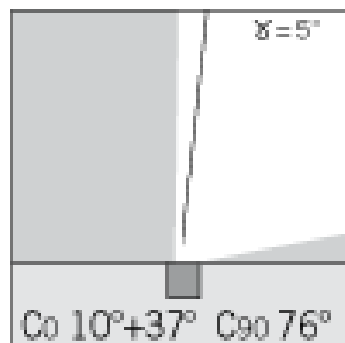
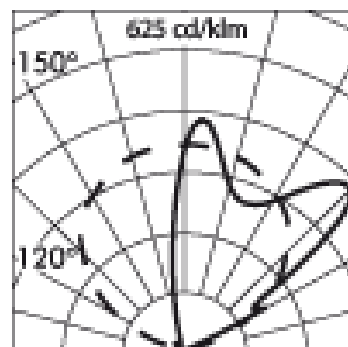
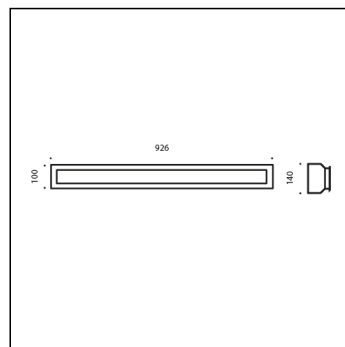



LINEAR LED



h(m)	E(lx)			
5	1	1	1	1
4	2	2	2	1
3	6	5	3	2
2	22	14	6	2
1	126	35	5	1
0.20 m		0 1 2 3 (m)		

Item no longer in the catalogue.

S.5941

36 module LED RGB 24Vdc DIMMABLE PWM

Inground walkover

**Light Source Technical Data**

Light source type:	LED RGB
Rated luminaire luminous flux:	1359lm
Rated luminaire power:	32W
Luminaire efficacy:	42lm/W

Power Supply Technical Data


Voltage (DC):	24Vdc
See the SIMES power supply accessories list on the following pages	
Dimmable:	
	PWM

Temperature and life time Technical Data

LED Lifetime:	L80 B10 70.000h Ta 25°C
	L80 B10 50.000h Ta 40°C
Lifespan of the LUMINAIRE:	min. 70.000h Ta 25°C
	min. 50.000h Ta 40°C
Performance ambient temperature:	Tq 25°C
Operating ambient temperature range:	da -20°C a +50°C
Storage temperature range:	da -20°C a +60°C

Technical Installation Data

Electrical insulation class:	III
Protection class IP:	IP67
Mechanical resistance:	IK09
Glass surface temperature:	50°C
Weight:	16.6Kg
Maximum load capacity:	500Kg
Power cable:	0.5m - H07RN-F

LINEAR LED**S.5941****SPECS SHEET****LUMINAIRE TYPE**

Inground walk over fitting. Recessing depth 89 mm. IP rating IP 67

MATERIAL CHARACTERISTICS

"Copper Free" Aluminium die cast housing in EN AB-44100 with high resistance against corrosion. Stone wash surface treatment prior to painting process. 3 mm thick front trim in Stainless Steel - Grade AISI 316L with 2,5 -3% molybdenum content, with high resistance against corrosion. A4 grade Stainless Steel screws with 2,5-3% molybdenum content which increases the resistance against corrosion. Pre treated Silicone Gaskets. Painting Process : 3 Step Process

1) Surface treatment with BONDERITE. A heavy metal free chemical surface treatment containing ceramic nano particles giving a cohesive, inorganic and highly dense protective coating. 2) PRE POLYMERIZATION a process of introducing an epoxy primer with excellent characteristics to the paint which also offers very high resistance to oxidation due to its Zinc content. 3) POLYMERIZATION a process with the application of polyester powder with high resistance against UV rays and harsh weather conditions. Resistance test protection for Marine applications for 1200h. Mechanical resistance IK 09 Maximum load capacity 500 Kg

LIGHTING PERFORMANCE

The spectral distribution of the light is intended to change the appearance of the scene or object lit. Not intended for use in other applications. Reflector in 99.98% pure anodized aluminium . transparent Toughened glass 10mm thick. Lamp fixed position. LOR -- Compact electronic ballast to guarantee better lamp stability, lifetime and reduced energy consumption.

LOW SURFACE TEMPERATURE

Surface temperature of glass 50°C (Ta 25°C) Electronic Ballast generating less heat. Specific layout of internal components allow for better heat dissipation therefore limiting the temperature generated inside the fitting.

RECESSING BOX

Recessing box in stainless steel grade AISI 316L with cable entry on all 4 sides also allows: 1) Easy wiring; 2) Cable management for IP68 fast connector; 3) Easy access to the fitting for maintenance purposes.

WIRING

Supply 0.5m cable section type H07RN-F secured by cable gland PG 13.5 (Ø 6÷12 mm) and sealed with B component epoxy resin, wired internally protected by silicon sheaths. Fast connector IP67 (Ø 5÷14 mm) supplied as standard for single cable connection . Connector housed inside the recessing box . The device is complete with 240V÷24V power supply, controllable and programmable according to DMX RGB standards. Lateral re-lamping without removing the diffuser. Isolation: CLASS III . Available colours: Stainless steel (cod.19). Weight: 16.6 Kg Glow Wire test: 750°C

LED module included

This luminaire contains built-in LED modules. In case of damage or malfunction please contact the manufacturer to receive additional instructions on how to replace and relative spare parts to order. The LED modules cannot be handled in the luminaire by the end user.

LED modules are engineered accordingly to the existing regulations of Lumen Maintenance (LM80) and Technical Memorandum (TM21), where uniformity and quality of the light is 70,000 hours referred to L80 B10 Ta 25 ° C (50,000 hours referable to L80 B10 Ta 40°C). Lifespan of the luminaire min. 70.000 hours Ta 25°C, min. 50,000 hours at 40°C. Performance Ambient temperature Tq 25°C. Operating ambient temperature range is from -20°C to +50°C. Storage temperature range from -20°C to +60°C.

LINEAR LED

S.5941



ACCESSORIES



S.2459

SURFACE-BOX 30MM DEPTH FOR TOUCHPANEL S.2451/S.2456

Square surface mounting box, 30 mm depth, for 1- or 2-reduced-module Idea and 2 module Eikon and Plana with relevants mounting frames and cover plates, white. To be installed on insulating non-perforated or metallic with earth connection surfaces. Dimensions 83mmx83mmx30mm



S.2440

POWER SUPPLY RGBW IP55 320W 230V/24V PWM DMX MAX 10 OUTPUTS

IP55 box with 320W power supply 240V/24V PWM controlled by DMX protocol. The Total power of all connected luminaires may not be higher than the power of the driver. Dimensions 316mm x300mm x128mm

WE SUGGEST TO USE ONE SURGE PROTECTION DEVICE (S.2499) FOR EACH REMOTE DRIVER AT A DISTANCE OF NO MORE THAN 10m AWAY.



S.2450

RGBW DMX MULTIZONE REMOTE CONTROL

The RGBW remote control is a 4 zones control with a color wheel for changing the color and a slider touch for adjusting the light brightness. Color and brightness is displayed by color light indicator present on the device. The remote connects to any RF device within effective distance (30 meters in open space) and keeps the effect in sync. The device is compatible with the RGBW 4 Zone TOUCH-PANEL (item code S.2451) and/or with the signal EBOX CONVERTER (item code S.2460).



S.2451

TOUCH PANEL RGBW DMX 4 ZONE

- Adopts capacitive touch control technology on the full color wheel, make LED color selection more user-friendly. - Adopt wireless RF and wired DMX512 protocol 2 in 1 control mode, more flexible and convenient for project installation. - Advanced RF wireless sync/zone control technology, make sure dynamic color modes synchronously among multiple Ebox converter boxes. - Four zones can be combined arbitrarily, for example: zone 1 and zone 2 as a group, or zone 1, zone 3, zone 4 as a group, or all the 4 zones as a group. - Support multiply panels linkage control, no quantity limitation. - Touch keys with chord and LED indicator. - Compatible with the RGBW REMOTE CONTROL (S.2450) and/or APP control through the GATEWAY WIFI -106 box (S.2465) and/or with the EBOX CONVERTER (S.2460). - In wireless connection the device communicates with any RF device within effective distance (30 meters in open space). - No limit the quantity of signal Ebox converter boxes in each zone, and all color modes keep synchronously. In case of wireless connection and as any other WIFI product, should not be placed in a metal enclosure or next to large metal structure. Metal will effectively block all radio signals which are crucial to the operation of the product.



S.2460

SIGNAL CONVERTER EBOX DMX

EBOX-DMX wireless box is a wireless communication protocol and converts the RF signal into DMX. It is compatible with all DMX luminaire products on the market. This wireless technology application, has removed the complex cabling procedure and expensive technical commissioning fee, to make it become more easier for new or retrofit installations. The IP66 device is compatible with the RGBW 4 Zone TOUCH-PANEL (S.2451/S.2456) and/or with the REMOTE CONTROL (S.2450/S.2455) and/or APP control through the GATEWAY WIFI -106 box (S.2465).

In case of wireless connection and as any other WIFI product, should not be placed in a metal enclosure or next to large metal structure. Metal will effectively block all radio signals which are crucial to the operation of the product.



S.2461

SIGNAL REPEATER WIRELESS FOR EBOX DMX

IP66 Wireless extender box is a wireless signal extension, it is not necessary to pair via its factory default setting, greatly ensures its stability and wide controlling area among wireless communication devices, removing the complex cabling procedure, to make it become more easier for new or retrofit installations. Please set up all controller and Ebox converters before adding the wireless repeater boxes. Works with GATEWAY WIFI 106 BOX (S.2465), TOUCH PANEL (S.2451) and with the SIGNAL EBOX CONVERTER (S.2460).

As any other WIFI product, should not be placed in a metal enclosure or next to large metal structure. Metal will effectively block all radio signals which are crucial to the operation of the product.



S.2465

GATEWAY WIFI-106 BOX DMX

The Gateway is a WiFi lighting control system, consisted of APP and WiFi remote controller to change the saved scenes (max. can call max. 4 scenes). Controls various types of LED lighting products. By installing the related App on our Android (4.0 or above) or iOS (IOS 8.0) mobile devices which support WiFi connection. With DIM, CT adjustment, RGB and RGBW changing 4 in 1 operation, plus 12 controller control function. You can connect directly your mobile device to the Gateway with router or without. The IP66 WIFI-106 gateway box must not be placed in a metal enclosure or next to large metal structure. Metal will effectively block all radio signals which are crucial to the operation of the product. **The GATEWAY, in order to function correctly, MUST be installed in combination with the TOUCH-PANEL (S.2451/S.2456). Moreover, it is compatible with the EBOX CONVERTER accessory (S.2460) ONLY when used in combination with the TOUCH-PANEL (S.2451/S.2456).**




S.2466

GATEWAY WIFI-108 BOX + MULTIZONE TOUCH PANEL RGBW DMX

Multizone RGBW TOUCH-PANEL (refer to technical specification sheet code item S.2451) supplied together with a GATEWAY that allows an intelligent management control via smartphone / tablet in local mode (WIFI) and / or long-range control by cloud platform (3G / 4G). This gateway allows you to: Adjust the light brightness; Color change; Create Scenes; Timing function; Advanced programming of functions such as sunrise, sunset, etc.

Next ...

LINEAR LED**S.5941****ACCESSORIES****S.3413****POWER SUPPLY IP55 RGBW 90W 230V/24V PWM DMX MAX 5 OUTPUTS**

IP55 box with 90W power supply 240V/24V PWM controlled by DMX protocol. The Total power of all connected luminaires may not be higher than the power of the driver. Dimensions

260mmx260mmx100mm

WE SUGGEST TO USE ONE SURGE PROTECTION DEVICE (S.2499) FOR EACH REMOTE DRIVER AT A DISTANCE OF NO MORE THAN 10m AWAY.