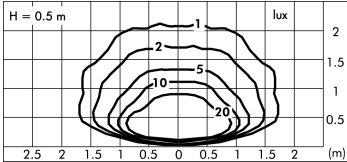
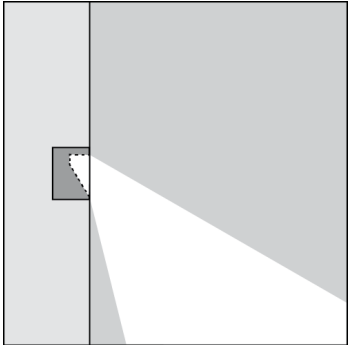
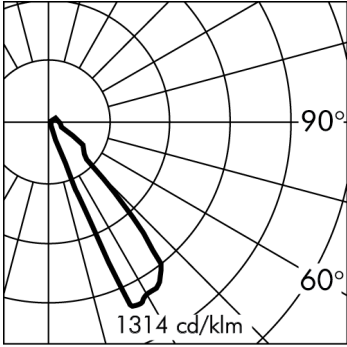
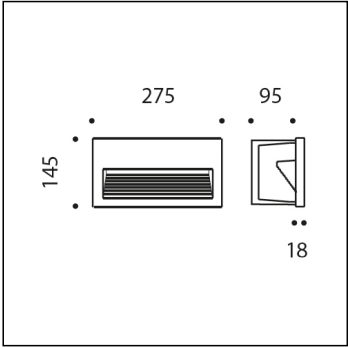


EOS RECTANGULAR



*Photometric measured using WHITE LED 3000K

Version available on request without price surcharge.
Item no longer in the catalogue.

S.4615N
6 module LED 4000K 220-240Vac **DIMMABLE PHASE-CUT (L-C)**
Step light wall recessed



Light Source Technical Data

Light source type:	LED
Colour temperature:	4000K
Rated module luminous flux:	1231lm
Rated luminaire luminous flux:	295lm
Rated luminaire power:	16.6W
Luminaire efficacy:	18lm/W
Color Rendering Index:	CRI 90

Standard Deviation Color Matching: MacAdam step 3

Temperature and life time Technical Data

LED Lifetime:	L80 B10 70.000h Ta 25°C L80 B10 50.000h Ta 40°C
Lifespan of the LUMINAIRE:	min. 70.000h Ta 25°C min. 50.000h Ta 40°C
Performance ambient temperature:	Tq 25°C
Operating ambient temperature range:	da -20°C a +50°C
Storage temperature range:	da -20°C a +60°C

Power Supply Technical Data

Voltage (AC):	220-240Vac
Frequency (AC):	50/60Hz
Dimmable:	PHASE-CUT (L-C) (DALI2; PUSH available with surcharge)
Inrush Current:	1,7A 40µsec
Max. quantity of fixtures for Minature Circuit Breaker type B16A:	80
Max. quantity of fixtures for Minature Circuit Breaker type C16A:	136
Surge protection (between L-N):	1kV
Surge protection (between L/N-PE):	0,5kV

Technical Installation Data

Electrical insulation class:	I
Protection class IP:	IP65
Mechanical resistance:	IK06
Weight:	2.1Kg

SPECIAL VERSION ON REQUEST: this Luminaires can be supplied with a surcharge in class III (without power supply). Requires working remote power supply in costant current at 700mA V_{fmin}=16.2Vdc V_{fmax}=19.2Vdc. Example SIMES compatible power supplies (check the complete list of the drivers on the catalogue):
Art. S.2438 POWER SUPPLY 230V/250mA-700mA 20W o 230Vac/24Vdc 16W 240Hz DALI DIMMABLE IN BOX IP67
Art. S.3426 POWER SUPPLY DALI MULTI-POWER 230V/250mA-700mA o 230V/24V 16W 240Hz IP20
NB: Use 1 Power Supply for each Luminaires

S.4615N REV: C

**EOS RECTANGULAR
S.4615N****SPECS SHEET****LUMINAIRE TYPE**

Wall mounted luminaire. IP rating IP 65

MATERIAL CHARACTERISTICS

Aluminium die cast housing in EN AB-47100 (low copper content) and extruded EN AW-6060 with high resistance against corrosion. Stone wash surface treatment prior to painting process. A4 grade Stainless Steel screws with 2,5-3% molybdenum content which increases the resistance against corrosion. EPDM gaskets. Painting Process : 3 Step Process

1) Surface treatment with BONDERITE. A heavy metal free chemical surface treatment containing ceramic nano particles giving a cohesive, inorganic and highly dense protective coating. 2) PRE POLYMERIZATION a process of introducing an epoxy primer with excellent characteristics to the paint which also offers very high resistance to oxidation due to its Zinc content. 3) POLYMERIZATION a process with the application of polyester powder with high resistance against UV rays and harsh weather conditions. Resistance test protection for Marine applications for 1200h. Mechanical resistance IK 06

LIGHTING PERFORMANCE

Reflector in 99.98% pure anodized aluminium . Opal toughened glass diffuser. LOR --

INSTALLATION AND MAINTENANCE

Installation is simple with polypropylene recessing box. Appropriate plastic supports reinforce the centre of the structure. This strategy prevents buckling during the concrete wall construction phase. The luminaires are fixed in the recessing box by stainless steel screws. The glass diffuser is siliconed directly in the cover. The glass is safely protected against blows or vandalism. The cover hides the recessing box edge, holes and other wall imperfections.

WIRING

Double cable entries. Isolation: CLASS I . Available colours: Aluminium grey (cod.14). Weight: 2.1 Kg Glow Wire test: 750°C

LED module included

This luminaire contains built-in LED modules. In case of damage or malfunction please contact the manufacturer to receive additional instructions on how to replace and relative spare parts to order. The LED modules cannot be handled in the luminaire by the end user.

This product contains a light source of energy efficiency class (EPREL - European Product Registry for Energy Labelling): E.

LED modules are engineered accordingly to the existing regulations of Lumen Maintenance (LM80) and Technical Memorandum (TM21), where uniformity and quality of the light is 70,000 hours referred to L80 B10 Ta 25 ° C (50,000 hours referable to L80 B10 Ta 40°C). Lifespan of the luminaire min. 70.000 hours Ta 25°C, min. 50,000 hours at 40°C. Performance Ambient temperature Tq 25°C. Operating ambient temperature range is from -20°C to +50°C. Storage temperature range from -20°C to +60°C.

ELECTRONIC EQUIPMENT SENSITIVE TO OVERVOLTAGE.

We recommend installing surge protection devices "SPD" in the electrical system. Protection devices prevent the intensity of these phenomena's, protecting the appliances from the risk of being damaged and extending the lifespan. Outdoor luminaires are subject to all types of permanent, temporary, or transient electrical disturbances. Such disturbances can create permanent damage or failure affecting its performance and durability. The surge protection device (supplied by SIMES) is utilized to limit the destructive effect of these phenomena. We suggest that each luminaire must be connected to one protection device at not more than 10m away. For correct coordination of the protections, a surge protection device must also be provided inside the electrical panel of the system (the selection of this device must be carried out from the electrical designer and is not supplied by SIMES).

EOS RECTANGULAR**S.4615N****ACCESSORIES****S.2498****SURGE PROTECTION DEVICE 10kV CLASS I**

Compatible with all lighting fixtures classified under electrical Protection Class I Rated voltage 230-277V SPD type 2+3 Max Surge Protection 10kV IP67

EACH FIXTURE MUST BE CONNECTED TO ONE SINGLE SURGE PROTECTION DEVICE AT A DISTANCE OF NO MORE THAN 10m AWAY.

**S.2491****Signal converter Input DALI Output PHASE CUT**

Monochannel Dimmers with Output phase cut. - Input Range: 80-230V AC 50/60Hz. - Max resistive load 1A. *For Electronic and/or LED Electronic loads consider the maximum half power compared to the nominal value. Example: 220V AC 110W Max. Do not connect inductive loads. Do not connect UPS with output different from Pure Sine Wave. - The device is not equipped with earth connection Protection against accidental contact with live parts is guaranteed by the enclosure. - Cross-section of conductors 14-22 AWG (0.205-2.08 mmq). - Input Controls: DALI x1. - Printed Circuit UL. - Protection Class: IP20. - Standard Dimension 40x80x24.45 mm. - Dimension with accessories 40x100x24.45 mm. - Surge voltage protection. - Over current protection. - Use only in dry conditions IP20 Dimensions 40mm x 80mm x 24mm