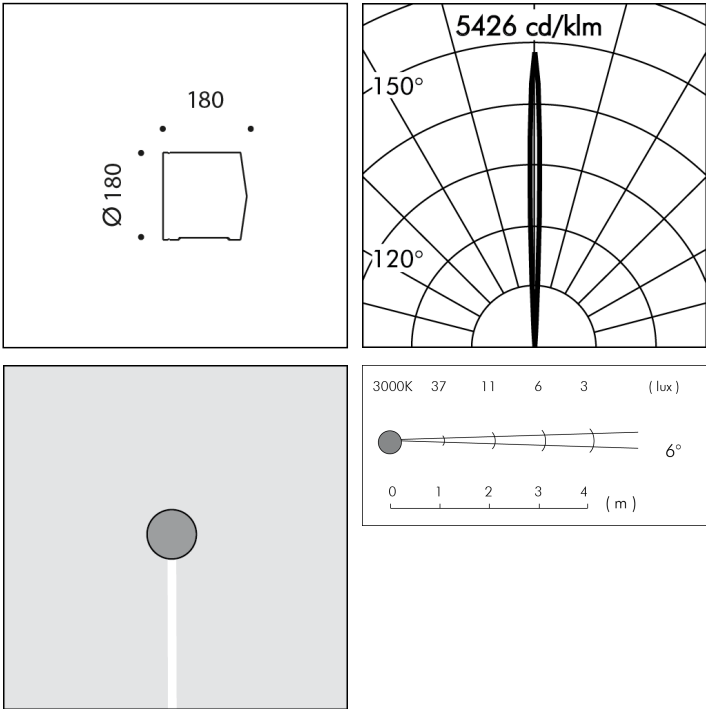



BLITZ 1 WINDOW



Item no longer in the catalogue.

S.4049W

1 module COB 3000K 220-240Vac ON-OFF  
Wall effects



Light Source Technical Data

|                                    |                |
|------------------------------------|----------------|
| Light source type:                 | COB            |
| Colour temperature:                | 3000K          |
| Rated module luminous flux:        | 1867lm         |
| Rated luminaire luminous flux:     | 67lm           |
| Rated module power:                | 17.4W          |
| Rated luminaire power:             | 18.1W          |
| Luminaire efficacy:                | 4lm/W          |
| Color Rendering Index:             | CRI 90         |
| Standard Deviation Color Matching: | MacAdam step 3 |

Power Supply Technical Data

|   |                       |
|---|-----------------------|
| Voltage (AC):   | 220-240Vac            |
| Frequency (AC):   | 50/60Hz               |
| Voltage (DC):   | 170-276Vdc            |
| Dimmable:   | NOT DIMMABLE (ON-OFF) |
| Inrush Current:   | 5A 50µsec             |
| Max. quantity of fixtures for<br>Minature Circuit Breaker type<br>B16A: | 50                    |
| Max. quantity of fixtures for<br>Minature Circuit Breaker type<br>C16A: | 85                    |
| Surge protection<br>(between L-N):                                      | 2kV                   |
| Surge protection<br>(between L/N-PE):                                   | 3kV                   |

Temperature and life time Technical Data

|   |  |
|---|--|
| LED Lifetime:                           | L80 B10 70.000h Ta 25°C<br>L80 B10 50.000h Ta 40°C |
| Lifespan of the LUMINAIRE:              | min. 70.000h Ta 25°C<br>min. 50.000h Ta 40°C       |
| Performance ambient temperature:        | Tq 25°C  |
| Operating ambient temperature<br>range: | da -20°C a +50°C                                   |
| Storage temperature range:              | da -20°C a +60°C                                   |

Technical Installation Data

|                              |        |
|------------------------------|--------|
| Electrical insulation class: | I      |
| Protection class IP:         | IP65   |
| Mechanical resistance:       | IK10   |
| Weight:                      | 2.93Kg |

**SPECIAL VERSION ON REQUEST:** this Luminaires can be supplied with a surcharge in class III (without power supply). Requires working remote power supply in costant current at 450mA V<sub>fmin</sub>=31.2Vdc V<sub>fmax</sub>=36.8Vdc. Example SIMES compatible power supplies (check the complete list of the drivers on the catalogue):  
Art. S.2438 POWER SUPPLY 230V/250mA-700mA 20W o 230Vac/24Vdc 16W 240Hz DALI DIMMABLE IN BOX IP67  
Art. S.3426 POWER SUPPLY DALI MULTI-POWER 230V/250mA-700mA o 230V/24V 16W 240Hz IP20  
NB: Use 1 Power Supply for each Luminaires

S.4049W REV: 0

**BLITZ 1 WINDOW  
S.4049W****SPECS SHEET****LUMINAIRE TYPE**

Wall mounted luminaire. IP rating IP 65

**MATERIAL CHARACTERISTICS**

Aluminium die cast housing in EN AB-47100 (low copper content) with high resistance against corrosion. Stone wash surface treatment prior to painting process. A4 grade Stainless Steel screws with 2,5-3% molybdenum content which increases the resistance against corrosion. Silicone gaskets. Painting Process : 3 Step Process

1) Surface treatment with BONDERITE. A heavy metal free chemical surface treatment containing ceramic nano particles giving a cohesive, inorganic and highly dense protective coating. 2) PRE POLYMERIZATION a process of introducing an epoxy primer with excellent characteristics to the paint which also offers very high resistance to oxidation due to its Zinc content. 3) POLYMERIZATION a process with the application of polyester powder with high resistance against UV rays and harsh weather conditions. Resistance test protection for Marine applications for 1200h. Mechanical resistance IK 10

**LIGHTING PERFORMANCE**

Luminaires come with toughened glass lenses already installed using the appropriate "lens-carrier slide". These may be substituted with coloured dichroic lenses.

**INSTALLATION AND MAINTENANCE**

A robust, die-cast aluminium cap is secured to the base with four stainless steel screws.

**WIRING**

Double cable entries with PG13,5 (Ø 7÷12 mm) cable glands. Isolation: CLASS I . Available colours: Aluminium grey (cod.14). Weight: 2.93 Kg Glow Wire test: 850°C

**LED module included**


**This luminaire contains built-in LED modules. In case of damage or malfunction please contact the manufacturer to receive additional instructions on how to replace and relative spare parts to order. The LED modules cannot be handled in the luminaire by the end user.**

**This product contains a light source of energy efficiency class (EPREL - European Product Registry for Energy Labelling): E.**

**LED modules are engineered accordingly to the existing regulations of Lumen Maintenance (LM80) and Technical Memorandum (TM21), where uniformity and quality of the light is 70,000 hours referred to L80 B10 Ta 25 ° C (50,000 hours referable to L80 B10 Ta 40°C). Lifespan of the luminaire min. 70.000 hours Ta 25°C, min. 50,000 hours at 40°C. Performance Ambient temperature Tq 25°C. Operating ambient temperature range is from -20°C to +50°C. Storage temperature range from -20°C to +60°C.**

**ELECTRONIC EQUIPMENT SENSITIVE TO OVERVOLTAGE.**

**We recommend installing surge protection devices "SPD" in the electrical system.** Protection devices prevent the intensity of these phenomena's, protecting the appliances from the risk of being damaged and extending the lifespan. Outdoor luminaires are subject to all types of permanent, temporary, or transient electrical disturbances. Such disturbances can create permanent damage or failure affecting its performance and durability. The surge protection device (supplied by SIMES) is utilized to limit the destructive effect of these phenomena. We suggest that each luminaire must be connected to one protection device at not more than 10m away. For correct coordination of the protections, a surge protection device must also be provided inside the electrical panel of the system (the selection of this device must be carried out from the electrical designer and is not supplied by SIMES).

**BLITZ 1 WINDOW****S.4049W****ACCESSORIES****S.2498****SURGE PROTECTION DEVICE 10kV CLASS I**

Compatible with all lighting fixtures classified under electrical Protection Class I Rated voltage 230-277V SPD type 2+3 Max Surge Protection 10kV IP67

EACH FIXTURE MUST BE CONNECTED TO ONE SINGLE SURGE PROTECTION DEVICE AT A DISTANCE OF NO MORE THAN 10m AWAY.

**S.3554****STAKE IN POLYPROPYLENE**

Colour: black (code 09)

Total length = 420 mm

**S.2495****DALI2 RELAY SWITCH for ON-OFF (NOT DIMMABLE) 230V LUMINAIRES**

Allows to make a remote controll of ON-OFF not dimmable 230V luminaires via DALI2 protocol. IP20 Max nominal load 1000VA Max switching current 8A Max inrush current 80A Dimensions 32,5mm x 15mm x 58,5mm NB: the Luminaire can be controlled remotely in ON-OFF mode only and not in dimmed mode.

The total quantity of the Inrush currents of the luminaires/fixtures that you want to connect to the DALI2 RELAY SWITCH, must not exceed the maximum value of 80A.

**S.2496****DALI2 RELAY SWITCH for ON-OFF (NOT DIMMABLE) 230V LUMINAIRES**

Allows to make a remote controll of ON-OFF not dimmable 230V luminaires via DALI2 protocol. IP67 Max nominal load 1000VA Max switching current 8A Max inrush current 80A Dimensions 175,5mm x 86,5mm x 43mm NB: the Luminaire can be controlled remotely in ON-OFF mode only and not in dimmed mode.

The total quantity of the Inrush currents of the luminaires/fixtures that you want to connect to the DALI2 RELAY SWITCH, must not exceed the maximum value of 80A.