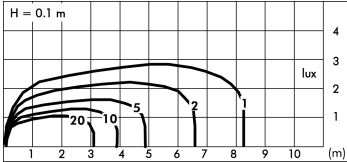
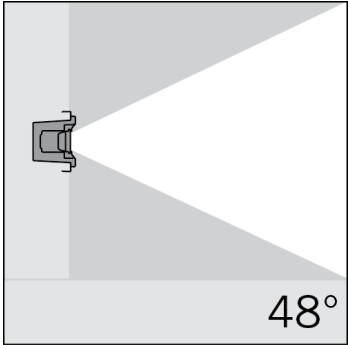
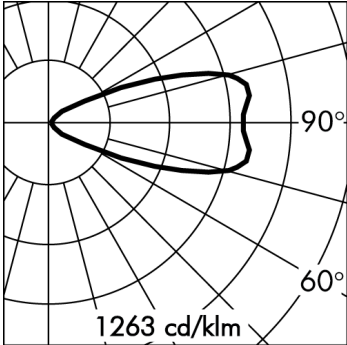
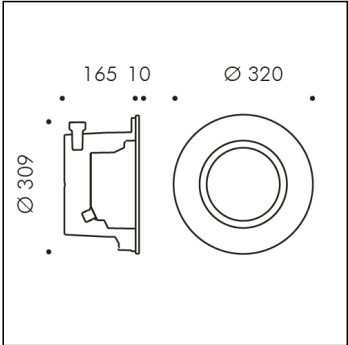
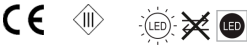


POOL



Item no longer in the catalogue.
New Item replacing S.3627C

S.3627
12 module LED 5700K 24Vdc DIMMABLE PWM
Recessed submersion



Light Source Technical Data

Light source type:	LED
Colour temperature:	5700K
Rated module luminous flux:	3292lm
Rated luminaire luminous flux:	2337lm
Rated module power:	20.9W
Rated luminaire power:	24.3W
Luminaire efficacy:	96lm/W
Color Rendering Index:	CRI 80

Power Supply Technical Data

Voltage (DC):	24Vdc
See the SIMES power supply accessories list on the following pages	
Dimmable:	PWM

Temperature and life time Technical Data

LED Lifetime:	L80 B10 70.000h Ta 25°C
	L80 B10 50.000h Ta 40°C
Lifespan of the LUMINAIRE:	min. 70.000h Ta 25°C
	min. 50.000h Ta 40°C
Performance ambient temperature:	Tq 25°C
Operating ambient temperature range:	da -20°C a +50°C
Storage temperature range:	da -20°C a +60°C

Technical Installation Data

Electrical insulation class:	III
Protection class IP:	IP68
Mechanical resistance:	IK10
Weight:	6.9456Kg
Power cable:	10m - H07RN8-F

POOL
S.3627**SPECS SHEET****LUMINAIRE TYPE**

Submersion luminaire. IP rating IP 68

MATERIAL CHARACTERISTICS

Talc-filled technopolymer housing. Marine grade stainless steel AISI 316L front trim 2 mm thick. A4 grade Stainless Steel screws with 2,5-3% molybdenum content which increases the resistance against corrosion. Toughened transparent glass 10mm thick MICROPOOL, 12mm thick MINIPOOL/POOL. Mechanical resistance IK 10 Silicone gaskets.

LIGHTING PERFORMANCE

The holes along the ring of the luminaire allow for water circulation and work as an effective cooling system: the water enters the lower holes, circulates inside the recessing box and, once it's heated, it flows out of the upper holes. Lamp fixed position. LOR --

RECESSING BOX

Recessing box in technopolymer with front ring in stainless steel AISI 316L with cable entry on all 4 sides also allows: 1) Easy wiring; 2) Easy access to the fitting for maintenance purposes.

WIRING

Single cable entry with M20 brass cable gland. Luminaire hard wired with 6 m. cable (2 x 1.5 mm²) cable type H07RN8-F for MICROPOOL and 10 m. cable (2 x 2,5mm²) cable type H07RN8-F for MINIPOOL and POOL closed by cable gland and sealed with B component epoxy resin, wired internally protected by silicon sheaths Corrugated plastic pipe 5m long for MICROPOOL and MINIPOOL, 9m long for POOL. MICROPOOL with cold white led works also with traditional systems 12V CA (proper to substitute existing lamps for swimming pool with magnetic transformer 230V/12V CA). Isolation: CLASS III. Available colours: Stainless steel (cod.19). Weight: 6.9456 Kg

LED module included

Not compatible with pools containing salt water and that are treated with salt water chlorination

Suitable for swimming pools in concrete and metal, recessed to the wall and on the bottom.

POOL REGISTERED DESIGN

This luminaire contains built-in LED modules. In case of damage or malfunction please contact the manufacturer to receive additional instructions on how to replace and relative spare parts to order. The LED modules cannot be handled in the luminaire by the end user.

LED modules are engineered accordingly to the existing regulations of Lumen Maintenance (LM80) and Technical Memorandum (TM21), where uniformity and quality of the light is 70,000 hours referred to L80 B10 Ta 25 ° C (50,000 hours referable to L80 B10 Ta 40°C). Lifespan of the luminaire min. 70.000 hours Ta 25°C, min. 50,000 hours at 40°C. Performance Ambient temperature Tq 25°C. Operating ambient temperature range is from -20°C to +50°C. Storage temperature range from -20°C to +60°C.

POOL S.3627



ACCESSORIES


S.3660
JUNCTION BOX IP65*

Junction box with cable glands for 3 cables IN (possibility of 3 more cables IN with S.3670 accessories) Maximum load capacity 500Kg
Dimensions 300mmx300mmx230mm


S.3670
1 ADDITIONAL CABLE GLAND

Required for the connection of over 2 luminaires to the junction box
S.3660 / power supply S.3664, S.3665, S.3667, S.3668.


S.2401
POWER SUPPLY NOT DIMMABLE 60W 230Vac/24Vdc IP20

In: 240V Alternate Current
Out: 24V Direct Current.

The Total power of all connected luminaires may not be higher than the power of the driver. CLASS II SELV Dimensions: 225 x 43 x 29,8 mm
WE SUGGEST TO USE ONE SURGE PROTECTION DEVICE (S.2499) FOR EACH REMOTE DRIVER AT A DISTANCE OF NO MORE THAN 10m AWAY.


S.2402
POWER SUPPLY NOT DIMMABLE IN BOX 60W 230Vac/24Vdc IP55 MAX 5 OUTPUTS

Dimensions: 260 x 240 x 100 mm.

Cable IN: 2 with cable glands PG11

Cable OUT: 5 with cable glands PG11


IP55 CLASS II SELV The Total power of all connected luminaires may not be higher than the power of the driver.

WE SUGGEST TO USE ONE SURGE PROTECTION DEVICE (S.2499) FOR EACH REMOTE DRIVER AT A DISTANCE OF NO MORE THAN 10m AWAY.


S.2403
POWER SUPPLY NOT DIMMABLE 100W 230Vac/24Vdc IP20

In: 240V Alternate Current
Out: 24V Direct Current.

The Total power of all connected luminaires may not be higher than the power of the driver. CLASS II SELV Dimensions: 295 x 43 x 29,8 mm
WE SUGGEST TO USE ONE SURGE PROTECTION DEVICE (S.2499) FOR EACH REMOTE DRIVER AT A DISTANCE OF NO MORE THAN 10m AWAY.


S.2404
POWER SUPPLY NOT DIMMABLE IN BOX 90W 230Vac/24Vdc IP55 MAX 5 OUTPUTS

Dimensions: 260 x 240 x 100 mm.

Cable IN: 2 with cable glands PG11

Cable OUT: 5 with cable glands PG11

IP55 CLASS II SELV The Total power of all connected luminaires may not be higher than the power of the driver.

WE SUGGEST TO USE ONE SURGE PROTECTION DEVICE (S.2499) FOR EACH REMOTE DRIVER AT A DISTANCE OF NO MORE THAN 10m AWAY.


S.2405
POWER SUPPLY NOT DIMMABLE 60W 230Vac/24Vdc IP67

In: 240V Alternate Current
Out: 24V Direct Current.

The Total power of all connected luminaires may not be higher than the power of the driver. CLASS II SELV Dimensions: 150 x 53 x 21 mm
WE SUGGEST TO USE ONE SURGE PROTECTION DEVICE (S.2499) FOR EACH REMOTE DRIVER AT A DISTANCE OF NO MORE THAN 10m AWAY.


S.2406
POWER SUPPLY NOT DIMMABLE 90W 230Vac/24Vdc IP67

In: 240V Alternate Current
Out: 24V Direct Current.

The Total power of all connected luminaires may not be higher than the power of the driver. CLASS II SELV Dimensions: 171 x 63 x 37,5 mm
WE SUGGEST TO USE ONE SURGE PROTECTION DEVICE (S.2499) FOR EACH REMOTE DRIVER AT A DISTANCE OF NO MORE THAN 10m AWAY.


S.2416
POWER SUPPLY DIMMABLE 230Vac/24Vdc 75W 244Hz IP67

Dimmable DALI 2 for monochromatic LED 75W 240V/24Vdc The Total power of all connected luminaires may not be higher than the power of the driver. IP67 CLASS II SELV PWM Frequency : 244Hz Dimensions 280 x 40x 28mm

WE SUGGEST TO USE ONE SURGE PROTECTION DEVICE (S.2499) FOR EACH REMOTE DRIVER AT A DISTANCE OF NO MORE THAN 10m AWAY.


S.2419
POWER SUPPLY DIMMABLE DALI2, PUSH DIM 36W 230Vac/24Vdc 3,6KHz IP20

Dimmable DALI2, PUSH DIM for monochromatic LED 35W

240V/24Vdc The Total power of all connected luminaires may not be higher than the power of the driver. IP20 CLASS II SELV Dimensions 210mmx43mmx30mm PWM Frequency :


S.2421
POWER SUPPLY DIMMABLE DALI, PUSH DIM e DSI 60W 230Vac/24Vdc 1KHz IP20

Dimmable DALI, PUSH DIM, DSI for monochromatic LED 60W 240V/24Vdc The Total power of all connected luminaires may not be higher than the power of the driver. IP20 CLASS II SELV PWM Frequency : ~1KHz Dimensions 225 x 43x 29,8mm NB: not suitable for Family products NANOLED STAINLESS-STEEL

WE SUGGEST TO USE ONE SURGE PROTECTION DEVICE (S.2499) FOR EACH REMOTE DRIVER AT A DISTANCE OF NO MORE THAN 10m AWAY.


S.2423
BOX WITH DIMMABLE POWER SUPPLY DALI2, 1-10v e PUSH-DIM 60W 230Vac/24Vdc 2kHz IP55 MAX 5 OUTPUTS

60W 230Vac/24Vdc Dimensions 260mmx240mmx100mm PWM

Frequency : 2kHz IP55 SELV CLASS II NB: not suitable for Family products NANOLED STAINLESS STEEL

WE SUGGEST TO USE ONE SURGE PROTECTION DEVICE (S.2499) FOR EACH REMOTE DRIVER AT A DISTANCE OF NO MORE THAN 10m AWAY.

Next ...

POOL S.3627



ACCESSORIES



S.2424
POWER SUPPLY DIMMABLE 1-10V, PUSH DIM 60W 230Vac/24Vdc 244Hz IP20
Dimmable 1-10V, PUSH DIM for monochromatic LED 60W 240V/24Vdc The Total power of all connected luminaires may not be higher than the power of the driver. IP20 CLASS II SELV PWM Frequency : 244Hz Dimensions 125 x 82x 29mm
WE SUGGEST TO USE ONE SURGE PROTECTION DEVICE (S.2499) FOR EACH REMOTE DRIVER AT A DISTANCE OF NO MORE THAN 10m AWAY.



S.2425
BOX WITH DIMMABLE POWER SUPPLY DALI, 1-10v e PUSH-DIM 90W 230Vac/24Vdc 2kHz IP55 MAX 5 OUTPUTS
90W 230Vac/24Vdc Dimensions 260mmx240mmx100mm PWM Frequency : 2kHz IP55 SELV CLASS II NB: not suitable for Family products NANOLED STAINLESS STEEL
WE SUGGEST TO USE ONE SURGE PROTECTION DEVICE (S.2499) FOR EACH REMOTE DRIVER AT A DISTANCE OF NO MORE THAN 10m AWAY.



S.2426
POWER SUPPLY DIMMABLE DALI 2 120W 230Vac/24Vdc 2,5KHz IP67
Dimmable DALI 2 for monochromatic LED 120W 240V/24Vdc The Total power of all connected luminaires may not be higher than the power of the driver. IP67 CLASS II SELV PWM Frequency : 2,5KHz Dimensions 191 x 63x 37,5mm NB: not suitable for Family products NANOLED STAINLESS STEEL
WE SUGGEST TO USE ONE SURGE PROTECTION DEVICE (S.2499) FOR EACH REMOTE DRIVER AT A DISTANCE OF NO MORE THAN 10m AWAY.



S.2427
POWER SUPPLY DIMMABLE 1-10V 60W 230Vac/24Vdc 1,47KHz IP67
Dimmable 1-10V for monochromatic LED 60W 240V/24Vdc The Total power of all connected luminaires may not be higher than the power of the driver. IP67 CLASS II SELV PWM Frequency : 1,47KHz Dimensions 150x53x35mm NB: not suitable for Family products NANOLED STAINLESS-STEEL
WE SUGGEST TO USE ONE SURGE PROTECTION DEVICE (S.2499) FOR EACH REMOTE DRIVER AT A DISTANCE OF NO MORE THAN 10m AWAY.



S.2428
POWER SUPPLY DIMMABLE 1-10V 90W 230Vac/24Vdc 1,47KHz IP67
Dimmable 1-10V for monochromatic LED 90W 240V/24Vdc The Total power of all connected luminaires may not be higher than the power of the driver. IP67 CLASS II SELV PWM Frequency : 1,47KHz Dimensions 171 x 63x 37,5mm NB: not suitable for Family products NANOLED STAINLESS-STEEL
WE SUGGEST TO USE ONE SURGE PROTECTION DEVICE (S.2499) FOR EACH REMOTE DRIVER AT A DISTANCE OF NO MORE THAN 10m AWAY.



S.2429
POWER SUPPLY DIMMABLE DALI2, PUSH DIM 75W 230Vac/24Vdc 3,6KHz IP20
Dimmable DALI2, PUSH DIM for monochromatic LED 75W 240V/24Vdc The Total power of all connected luminaires may not be higher than the power of the driver. IP20 CLASS II SELV Dimensions 293mmx43mmx30mm PWM Frequency :



S.2442
POWER SUPPLY DIMMABLE DALI2, PUSH DIM, 0-10V, 1-10V 230Vac/24Vdc 75W 244Hz IP20
Dimmable DALI2, PUSH DIM, 0-10V, 1-10V for monochromatic LED 75W 240V/24Vdc The Total power of all connected luminaires may not be higher than the power of the driver. IP20 CLASS II SELV PWM Frequency : 244Hz Dimensions 280mmx40mmx29mm
WE SUGGEST TO USE ONE SURGE PROTECTION DEVICE (S.2499) FOR EACH REMOTE DRIVER AT A DISTANCE OF NO MORE THAN 10m AWAY.



S.2445
POWER SUPPLY NOT DIMMABLE 120W 230Vac/24Vdc IP67
In: 240V Alternate Current
Out: 24V Direct Current.
The Total power of all connected luminaires may not be higher than the power of the driver. CLASS II SELV Dimensions: 191 x 63 x 37,5 mm
WE SUGGEST TO USE ONE SURGE PROTECTION DEVICE (S.2499) FOR EACH REMOTE DRIVER AT A DISTANCE OF NO MORE THAN 10m AWAY.



S.2446
POWER SUPPLY NOT DIMMABLE 320W 230Vac/24Vdc IP67
In: 240V Alternate Current
Out: 24V Direct Current.
The Total power of all connected luminaires may not be higher than the power of the driver. CLASS I SELV Dimensions: 252 x 90 x 43 mm
WE SUGGEST TO USE ONE SURGE PROTECTION DEVICE (S.2498) FOR EACH REMOTE DRIVER AT A DISTANCE OF NO MORE THAN 10m AWAY.



S.2449
POWER SUPPLY DIMMABLE DALI2, PUSH DIM 100W 230Vac/24Vdc 3,6KHz IP20
Dimmable DALI2, PUSH DIM for monochromatic LED 100W 240V/24Vdc The Total power of all connected luminaires may not be higher than the power of the driver. IP20 CLASS II SELV Dimensions 293mmx43mmx30mm PWM Frequency :



S.3665
JUNCTION BOX WITH NOT DIMMABLE POWER SUPPLY 90W 240V/24Vdc
IP65 power supply for: N°5 Micropool LED** o N°4 Minipool LED* o N°2 Pool LED maximum load capacity 500Kg Dimensions 300mmx300mmx230mm ** = require 3 x S.3670 additional cable gland
* = require 2 x S.3670 additional cable gland
WE SUGGEST TO USE ONE SURGE PROTECTION DEVICE (S.2499) FOR EACH REMOTE DRIVER AT A DISTANCE OF NO MORE THAN 10m AWAY.