




Plano

Calpestabile a filo pavimento

E' una elegante soluzione da incasso a terra che soddisfa due importanti esigenze: la bassa temperatura superficiale dei vetri e la perfetta complanarità con il pavimento. Le sue caratteristiche lo rendono ideale anche per l'applicazione in ambienti interni in cui ci sia la necessità di poter camminare a piedi scalzi in tutta sicurezza.





PLANO Calpestabile a filo pavimento

Struttura in alluminio pressofuso primario EN AB-44100 ad elevata resistenza all'ossidazione.
 Anello frontale complanare di spessore 2 mm realizzato in acciaio INOX AISI 316L con sistema di clips ad incastro in assenza di viti in vista (versioni Inox).
 Diffusore in vetro temprato spessore 6mm per Miniplano,
 8mm Plano,
 8mm Megaplano.
 Viti a brugola in acciaio INOX A4.
 Apparecchio precablato con singolo cavo in neoprene e connettore per cablaggio nella cassaforma.
 Cassaforma in polipropilene con bordo esterno in acciaio INOX inclusa.
 Guarnizioni in silicone ricotto.
Doppia verniciatura extra resistente.

Carico massimo 1000 Kg

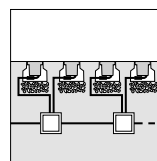
Grado di protezione
 IP65 / IP67

Classe di isolamento
 CLASSE I ⊕

Resistenza meccanica
 IK 09

Versioni led 4000K CR190
 disponibili su richiesta.

Per dati tecnici aggiornati alle ultime evoluzioni tecnologiche dei led o per ulteriori informazioni tecniche consultare il sito web (www.simes.it).



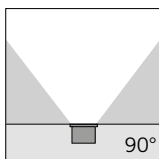
Per applicazioni in esterno prevedere ghiaia di drenaggio per almeno 20 cm oppure un sistema di drenaggio adeguato.
 Collegare gli apparecchi mediante pozzetti di derivazione.

S.5506

Connettore a 4 vie per cablaggio passante (entra/esci).



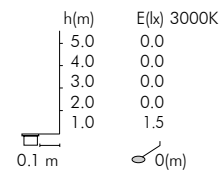
Vetro acidato



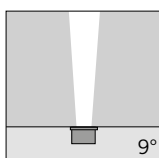
S.5434W

HIGH-POWER LED **3000K** CRI90 140lm
 Flusso luminoso apparecchio 35lm
 Potenza totale assorbita 3W
 220V-240V AC 50/60Hz / DC Non Dimmerabile
 Circuito led non basculante

T 37°C

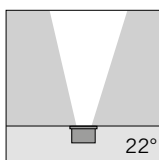
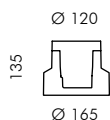



Vetro semiacidato




S.5430W

3 HIGH-POWER LED **3000K** CRI90 425lm
 Flusso luminoso apparecchio 327lm
 Potenza totale assorbita 6W
 220V-240V AC 50/60Hz / DC Non Dimmerabile
 Circuito led basculante ±15°



S.5438W

3 HIGH-POWER LED **3000K** CRI90 425lm
 Flusso luminoso apparecchio 329lm
 Potenza totale assorbita 6W
 220V-240V AC 50/60Hz / DC Non Dimmerabile
 Circuito led basculante ±15°



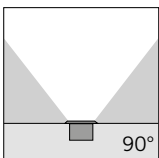
A richiesta versione con fasci:

34°

T 37°C

MINIPLANO INOX a filo pavimento

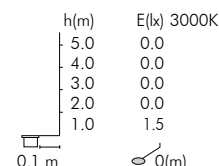
Vetro acidato senza viti a vista



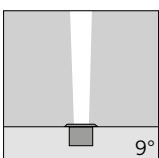
S.5774W.19

HIGH-POWER LED **3000K** CRI90 140lm
 Flusso luminoso apparecchio 35lm
 Potenza totale assorbita 3W
 220V-240V AC 50/60Hz / DC Non Dimmerabile
 Circuito led non basculante

T 37°C

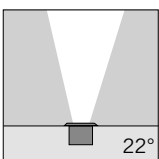
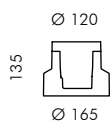
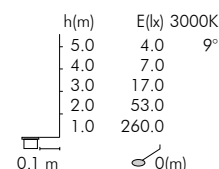


Vetro semiacidato senza viti a vista




S.5770W.19

3 HIGH-POWER LED **3000K** CRI90 425lm
 Flusso luminoso apparecchio 327lm
 Potenza totale assorbita 6W
 220V-240V AC 50/60Hz / DC Non Dimmerabile
 Circuito led basculante ±15°



S.5778W.19

3 HIGH-POWER LED **3000K** CRI90 425lm
 Flusso luminoso apparecchio 329lm
 Potenza totale assorbita 6W
 220V-240V AC 50/60Hz / DC Non Dimmerabile
 Circuito led basculante ±15°



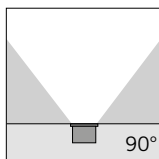
A richiesta versione con fasci:

34°

T 37°C


PLANO TUTTOVETRO a filo pavimento

Vetro acidato



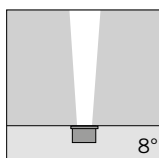
S.5451W □

HIGH-POWER LED **3000K** CRI90 1200lm
 Flusso luminoso apparecchio 317lm
 Potenza totale assorbita 10,1W
 220V-240V AC 50/60Hz / DC Non Dimmerabile
 Circuito led non basculante



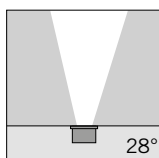
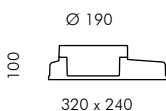

T 35°C

Vetro semiacidato




S.5455W □

5 HIGH-POWER LED **3000K** CRI90 710lm
 Flusso luminoso apparecchio 590lm
 Potenza totale assorbita 9,1W
 220V-240V AC 50/60Hz Non Dimmerabile
 Circuito led basculante ±10°



S.5444W □

5 HIGH-POWER LED **3000K** CRI90 710lm
 Flusso luminoso apparecchio 578lm
 Potenza totale assorbita 9,1W
 220V-240V AC 50/60Hz Non Dimmerabile
 Circuito led basculante ±10°

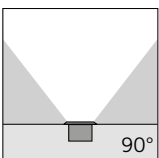


A richiesta versione con fasci:
38°, 58° e 10°x44°

T 35°C


PLANO INOX a filo pavimento

Vetro acidato
senza viti a vista



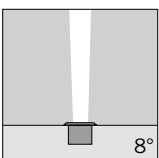
S.5781W.19 □

HIGH-POWER LED **3000K** CRI90 1200lm
 Flusso luminoso apparecchio 317lm
 Potenza totale assorbita 10,1W
 220V-240V AC 50/60Hz / DC Non Dimmerabile
 Circuito led non basculante



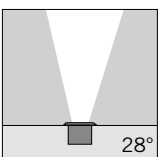
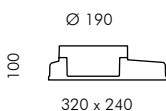

T 35°C

Vetro semiacidato
senza viti a vista




S.5785W.19 □

5 HIGH-POWER LED **3000K** CRI90 710lm
 Flusso luminoso apparecchio 590lm
 Potenza totale assorbita 9,1W
 220V-240V AC 50/60Hz Non Dimmerabile
 Circuito led basculante ±10°



S.5784W.19 □

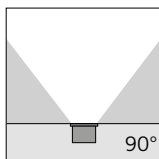
5 HIGH-POWER LED **3000K** CRI90 710lm
 Flusso luminoso apparecchio 578lm
 Potenza totale assorbita 9,1W
 220V-240V AC 50/60Hz Non Dimmerabile
 Circuito led basculante ±10°



A richiesta versione con fasci:
38°, 58° e 10°x44°


T 35°C

Vetro acidato

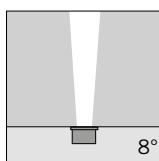


S.5460W □
 HIGH-POWER LED **3000K** CRI90 945lm
 Flusso luminoso apparecchio 377lm
 Potenza totale assorbita 11,10W
 220V-240V AC 50/60Hz / DC Non Dimmerabile
 Circuito led non basculante

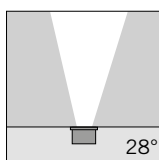

T 35°C



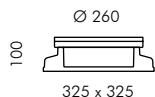

Vetro semiacidato



S.5461W □
 9 HIGH-POWER LED **3000K** CRI90 945lm
 Flusso luminoso apparecchio 758lm
 Potenza totale assorbita 10,5W
 220V-240V AC 50/60Hz / DC Non Dimmerabile
 Circuito led basculante ±10°



S.5468W □
 9 HIGH-POWER LED **3000K** CRI90 945lm
 Flusso luminoso apparecchio 753lm
 Potenza totale assorbita 10,5W
 220V-240V AC 50/60Hz / DC Non Dimmerabile
 Circuito led basculante ±10°

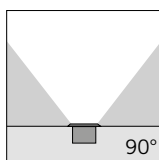


A richiesta versione con fasci:
38°, 58° e 10°x44°

T 35°C


MEGAPLANO INOX a filo pavimento

Vetro acidato
senza viti a vista

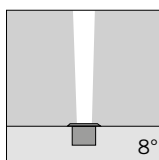


S.5790W.19 □
 HIGH-POWER LED **3000K** CRI90 945lm
 Flusso luminoso apparecchio 377lm
 Potenza totale assorbita 11,10W
 220V-240V AC 50/60Hz / DC Non Dimmerabile
 Circuito led non basculante

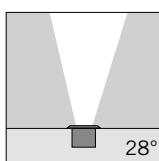

T 35°C



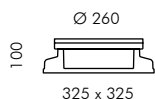

Vetro semiacidato
senza viti a vista



S.5791W.19 □
 9 HIGH-POWER LED **3000K** CRI90 945lm
 Flusso luminoso apparecchio 758lm
 Potenza totale assorbita 10,5W
 220V-240V AC 50/60Hz / DC Non Dimmerabile
 Circuito led basculante ±10°



S.5798W.19 □
 9 HIGH-POWER LED **3000K** CRI90 945lm
 Flusso luminoso apparecchio 753lm
 Potenza totale assorbita 10,5W
 220V-240V AC 50/60Hz / DC Non Dimmerabile
 Circuito led basculante ±10°



A richiesta versione con fasci:
38°, 58° e 10°x44°

T 35°C