



LINK



Estructura en fundición de aluminio EN AW-6060.
 Palo, cabezal y base en fundición de aluminio EN AB-44100 con elevada resistencia a la corrosión.
 Tornillos en acero INOX A4.
 Difusor en cristal acidado.
 Rejilla antideslumbrante en acero, pintada en negro.
 Preparado para doble entrada de cable de alimentación.
 Junta en silicona.

Doble pintura extra resistente conseguida en 3 fases:

- pretratamiento químico de cerámica (bonderite);
- estrato de fondo en polvo;
- estrato final en polvo poliéster y alta resistencia a los rayos ultravioletas y a la corrosión.

La lámpara se suministra bajo pedido.

Luminaria LED completa con circuito LED.

IP65
 CLASE I
 IK 06



Hotel Villa Luisa Resort, San Felice del Benaco, (Brescia), Italia © Davide Mombelli

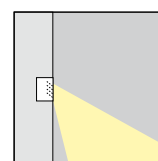
COLORES:

○ Gris aluminio (cod. 14)



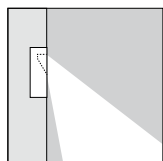
CAJA DE EMPOTRAR

Todos los productos de la gama LINK se tienen que empotrar con la caja. La caja de empotrar queda instalada a ras de pared.



La emisión de la luz hacia abajo cumple con las leyes contra la contaminación lumínica.

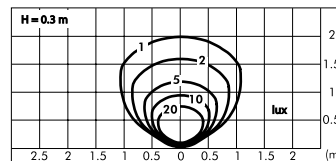
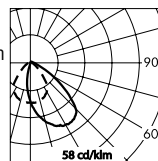
MINILINK VERTICAL
CON REJILLA



S.4677

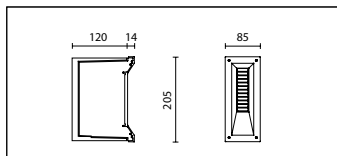


Para lámpara TC-D 13W G24d-1 900lm
Flujo luminoso de la luminaria 36lm
Potencia total absorbida 17W 230V
Caja no incluida

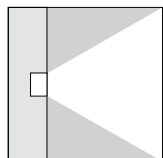


S.4673

CAJA DE EMPOTRAR
para MINILINK
77 x 198 mm
Profundidad 120 mm




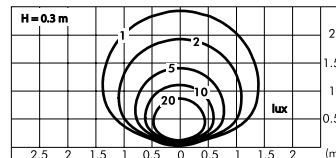
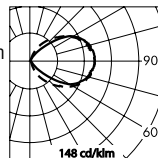
MINILINK HORIZONTAL



S.4675

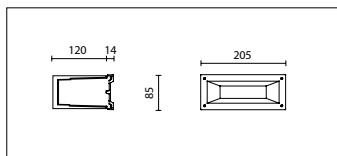


Para lámpara TC-D 13W G24d-1 900lm
Flujo luminoso de la luminaria 117lm
Potencia total absorbida 17W 230V
Caja no incluida

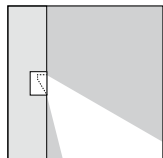



S.4673

CAJA DE EMPOTRAR
para MINILINK
198 x 77 mm
Profundidad 120 mm



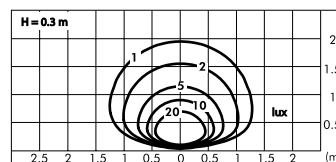
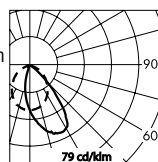
MINILINK HORIZONTAL
CON REJILLA



S.4679

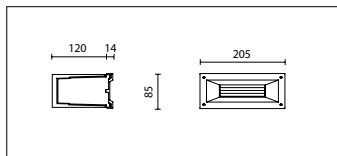


Para lámpara TC-D 13W G24d-1 900lm
Flujo luminoso de la luminaria 45lm
Potencia total absorbida 17W 230V
Caja no incluida

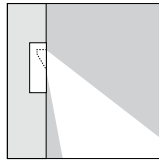


S.4673

CAJA DE EMPOTRAR
para MINILINK
198 x 77 mm
Profundidad 120 mm



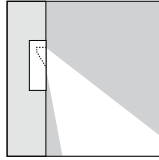
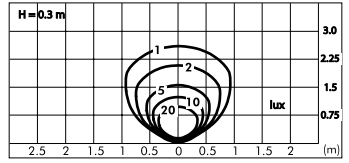
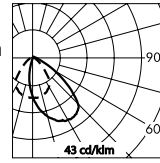
LINK VERTICAL
CON REJILLA



S.4687



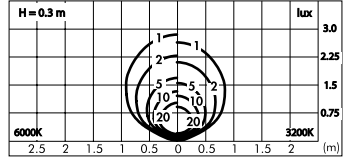
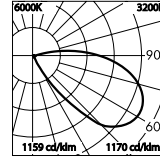
Para lámpara TC-D 18W G24d-2 1200lm
Flujo luminoso de la luminaria 36lm
Potencia total absorbida 22W 230V
Caja no incluida



S.4680



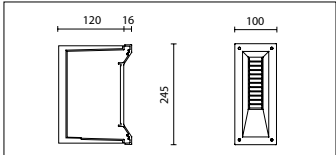
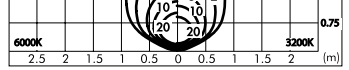
Con led blanco 6000K 1180lm
Flujo luminoso de la luminaria 69lm



S.4680W



Con led blanco 3200K 971lm
Flujo luminoso de la luminaria 53lm

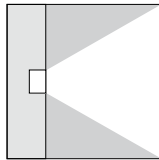


Potencia total absorbida 12,5W 230V
Caja no incluida

S.4683

CAJA DE EMPOTRAR para LINK
92 x 237 mm Profundidad 120 mm

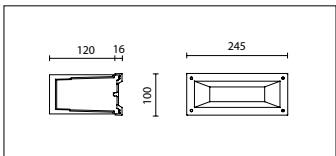
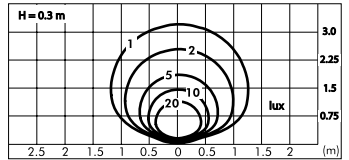
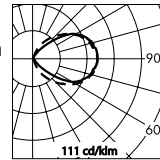
LINK HORIZONTAL



S.4685



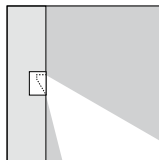
Para lámpara TC-D 18W G24d-2 1200lm
Flujo luminoso de la luminaria 156lm
Potencia total absorbida 22W 230V
Caja no incluida



S.4683

CAJA DE EMPOTRAR
para LINK
237 x 92 mm
Profundidad 120 mm

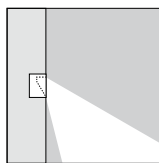
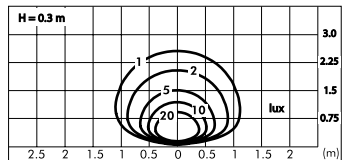
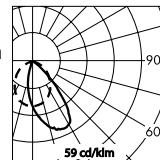
LINK HORIZONTAL
CON REJILLA



S.4689



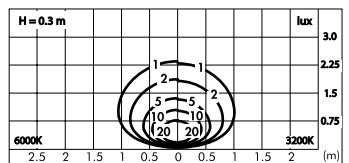
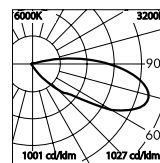
Para lámpara TC-D 18W G24d-2 1200lm
Flujo luminoso de la luminaria 60lm
Potencia total absorbida 22W 230V
Caja no incluida



S.4681



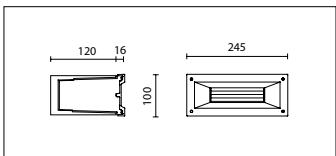
Con led blanco 6000K 1180lm
Flujo luminoso de la luminaria 61lm



S.4681W



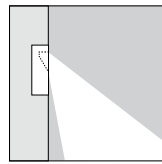
Con led blanco 3200K 971lm
Flujo luminoso de la luminaria 59lm



Potencia total absorbida 12,5W 230V
Caja no incluida

S.4683

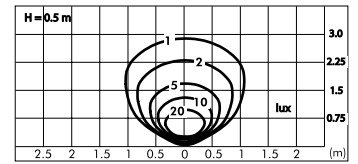
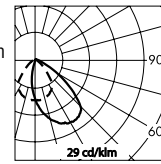
CAJA DE EMPOTRAR para LINK
237 x 92 mm Profundidad 120 mm



S.4697

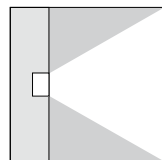
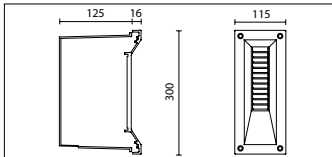


Para lámpara TC-D 26W G24d-3 1800lm
Flujo luminoso de la luminaria 72lm
Potencia total absorbida 31W 230V
Caja no incluida



S.4693

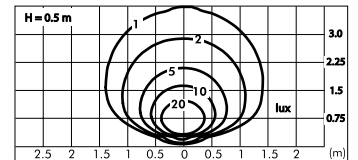
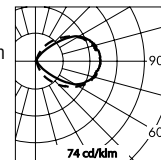
CAJA DE EMPOTRAR
para MEGALINK
107 x 292 mm
Profundidad 125 mm



S.4695

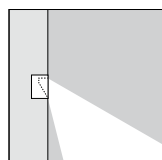
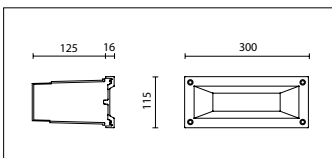


Para lámpara TC-D 26W G24d-3 1800lm
Flujo luminoso de la luminaria 234lm
Potencia total absorbida 31W 230V
Caja no incluida



S.4693

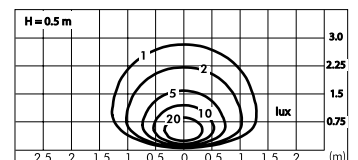
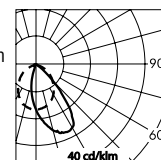
CAJA DE EMPOTRAR
para MEGALINK
292 x 107 mm
Profundidad 125 mm



S.4699

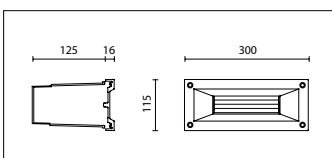


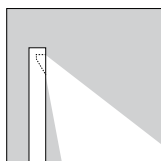
Para lámpara TC-D 26W G24d-3 1800lm
Flujo luminoso de la luminaria 90lm
Potencia total absorbida 31W 230V
Caja no incluida



S.4693

CAJA DE EMPOTRAR
para MEGALINK
292 x 107 mm
Profundidad 125 mm

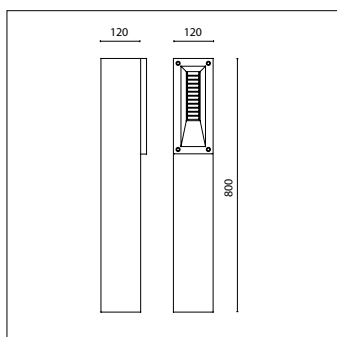
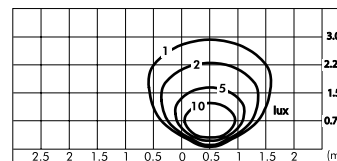
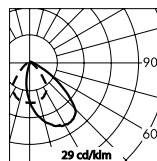




S.4698



Para lámpara TC-D 26W G24d-3 1800lm
 Flujo luminoso de la luminaria 72lm
 Potencia total absorbida 31W 230V
 Caja no incluida



S.6099

PLANTILLA PARA MEGALINK PALETTO

Plantilla cuadrada 120x120 mm con tornillos en acero INOX para fijar al suelo.

