


Brique

Incasso a parete

E' un apparecchio da incasso a muro presentato in versione rettangolare, quadrata e rotonda, ognuna disponibile in più dimensioni e varianti, con anello frontale o con griglia. Il suo design classico, le elevate performance luminose e il basso consumo energetico fanno di Brique uno dei prodotti più conosciuti e utilizzati tra gli apparecchi di casa Simes.





CheungGaeChon Cultural Hall, South Korea © Hwangduck Eng. Co. Ltd.

BRIQUE Incasso a parete

Struttura in alluminio pressofuso EN AB-47100 ad elevata resistenza all'ossidazione.
Diffusore in vetro temprato opalizzato e puntinato.
Viti a brugola in acciaio INOX A4.
Apparecchio predisposto per singola entrata cavo con passafilo (Minibrique Quadrata).
Apparecchio predisposto per doppia entrata cavo con passafilo (Minibrique, Brique e Megabrique Rettangolare).
Guarnizioni in EPDM.
Doppia verniciatura extra resistente.

Grado di protezione

IP54 Minibrique
IP65 Brique e Megabrique

Classe di isolamento

CLASSE I ⚡

Resistenza meccanica

IK 07 Minibrique
IK 06 Brique e Megabrique

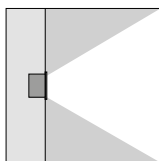

Versioni led 4000K CRI90
disponibili su richiesta.

Colore:

○ Grigio alluminio (cod. 14)

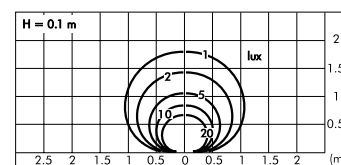
Per dati tecnici aggiornati alle ultime evoluzioni tecnologiche dei led o per ulteriori informazioni tecniche consultare il sito web (www.simes.it).

Minibrique rettangolare anello



S.4552W

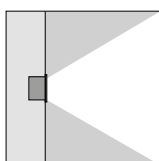
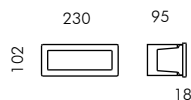
MID-POWER LED **3000K** CRI90 452lm
Flusso luminoso apparecchio 125lm
Potenza totale assorbita 6W
220V-240V AC 50/60Hz / DC Non Dimmerabile
Cassaforma non inclusa



S.4553

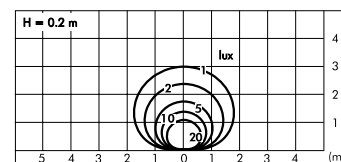
CASSAFORMA PER MINIBRIQUE
184 x 74 mm Profondità 90 mm

Brique rettangolare anello



S.4511W

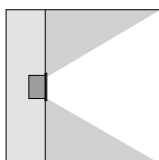
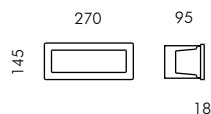
MID-POWER LED **3000K** CRI90 950lm
Flusso luminoso apparecchio 356lm
Potenza totale assorbita 10W
220V-240V AC 50/60Hz Dimmerabile a faglio di fase
Cassaforma non inclusa



S.4503

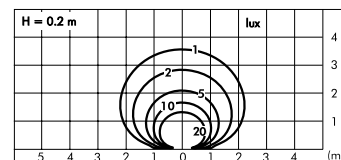
CASSAFORMA PER BRIQUE
220 x 92 mm Profondità 95 mm

Megabrique rettangolare anello



S.4525W

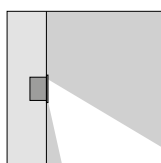
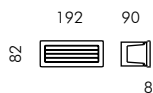
MID-POWER LED **3000K** CRI90 1140lm
Flusso luminoso apparecchio 581lm
Potenza totale assorbita 17W
220V-240V AC 50/60Hz / DC Non Dimmerabile
Cassaforma non inclusa



S.4523

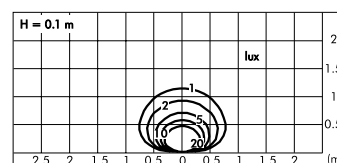
CASSAFORMA PER MEGABRIQUE
263 x 135 mm Profondità 95 mm

Minibrique rettangolare griglia



S.4551W

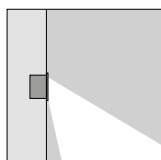
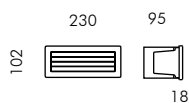
MID-POWER LED **3000K** CRI90 452lm
Flusso luminoso apparecchio 34lm
Potenza totale assorbita 6W
220V-240V AC 50/60Hz / DC Non Dimmerabile
Cassaforma non inclusa



S.4553

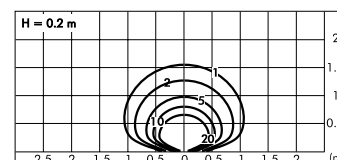
CASSAFORMA PER MINIBRIQUE
184 x 74 mm Profondità 90 mm

Brique rettangolare griglia



S.4502W

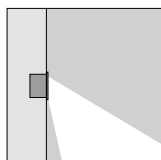
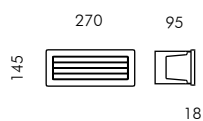
MID-POWER LED **3000K** CRI90 950lm
Flusso luminoso apparecchio 89lm
Potenza totale assorbita 10W
220V-240V AC 50/60Hz Dimmerabile a faglio di fase
Cassaforma non inclusa



S.4503

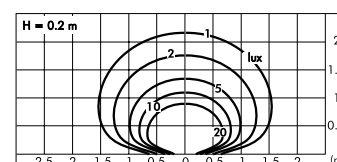
CASSAFORMA PER BRIQUE
220 x 92 mm Profondità 95 mm

Megabrique rettangolare griglia



S.4521W

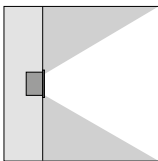
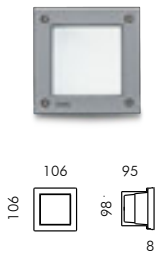
MID-POWER LED **3000K** CRI90 1140lm
Flusso luminoso apparecchio 172lm
Potenza totale assorbita 17W
220V-240V AC 50/60Hz / DC Non Dimmerabile
Cassaforma non inclusa




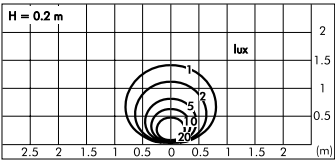
S.4523

CASSAFORMA PER MEGABRIQUE
263 x 135 mm Profondità 95 mm

Minibrique quadrata anello

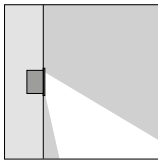




S.4543W 
MID-POWER LED **3000K** CRI90 105lm
Flusso luminoso apparecchio 35lm
Potenza totale assorbita 2,4W
220V-240V AC 50/60Hz / DC Non Dimmerabile
Cassaforma non inclusa

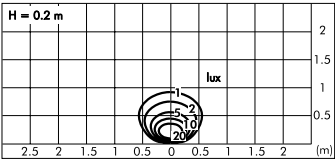


S.4613
CASSAFORMA
MINIBRIQUE QUADRATA
98 x 98 mm
Profondità 95 mm

Minibrique quadrata griglia



S.4561W 
MID-POWER LED **3000K** CRI90 105lm
Flusso luminoso apparecchio 6lm
Potenza totale assorbita 2,4W
220V-240V AC 50/60Hz / DC Non Dimmerabile
Cassaforma non inclusa



S.4613
CASSAFORMA
MINIBRIQUE QUADRATA
98 x 98 mm
Profondità 95 mm