




Trim

Applique and bollard

Characterised by square and essential lines, Trim is a structured lighting piece, which is suitable for any type of context, whether classic or modern. It creates a charming atmosphere for the surrounding space. As a result of the union between aluminum and glass, Trim is an extremely versatile solution and can be wall mounted or installed as a bollard to provide continuity of design.



reddot award 2017
winner



www.simes.it/trim



TRIM Applique and bollard single emission

Die-cast EN AB-47100 aluminium housing, extruded EN AW-6060 aluminium structure (bollard version) with high corrosion resistance. Toughened glass diffuser 4mm thick. Stainless steel screws. Luminaire supplied with 1m of cable. Silicone gaskets.

Double powder paint.

Protection class

IP54

Isolation class

CLASS I ⊕



Mechanical resistance

IK 06 TRIM HORIZONTAL / BOLLARDS

IK 09

Leds 4000K CRI90 versions are available on request.



S.3159

FLANGE FOR TRIM BOLLARD

Steel flange with stainless steel screws (to be buried in concrete).

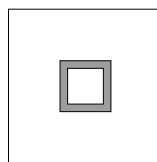
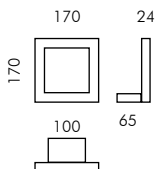
Colours:

- White (code 01)
- Aluminium grey (code 14)

For the latest technical information and luminaire updates with LED technology please refer to www.simes.it

REGISTERED DESIGN

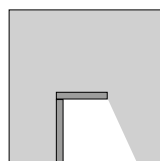
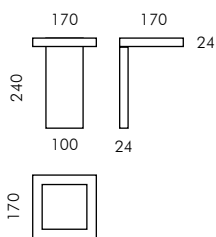
Trim square 170



S.3150W

MID-POWER LEDs **3000K** CRI90 900lm
 Rated luminaire luminous flux 603lm
 Rated input power 9W
 220V-230V AC 50/60Hz Not Dimmable
 Computer-simulated photometrics

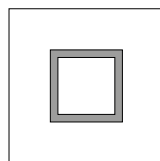
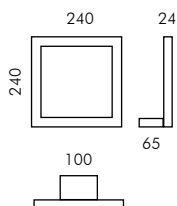
Trim square 170 bollard



S.3151W

MID-POWER LEDs **3000K** CRI90 900lm
 Rated luminaire luminous flux 622lm
 Rated input power 9W
 220V-230V AC 50/60Hz Not Dimmable
 Computer-simulated photometrics

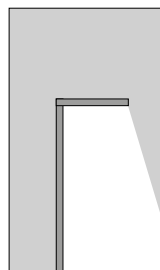
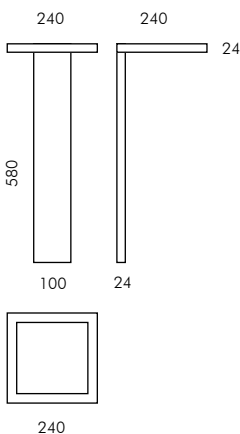
Trim square 240



S.3155W

MID-POWER LEDs **3000K** CRI90 1800lm
 Rated luminaire luminous flux 1265lm
 Rated input power 18W
 220V-230V AC 50/60Hz Not Dimmable
 Computer-simulated photometrics

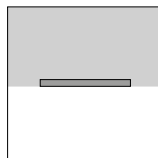
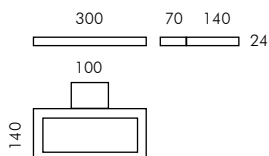
Trim square 240 bollard



S.3156W

MID-POWER LEDs **3000K** CRI90 1800lm
 Rated luminaire luminous flux 1280lm
 Rated input power 18W
 220V-230V AC 50/60Hz Not Dimmable
 Computer-simulated photometrics

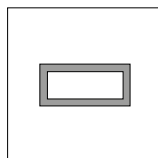
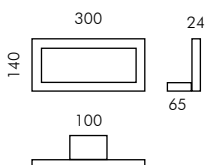
Trim horizontal



S.3170W

MID-POWER LEDs **3000K** CRI90 1800lm
 Rated luminaire luminous flux 1290lm
 Rated input power 18W
 220V-230V AC 50/60Hz Not Dimmable
 Computer-simulated photometrics

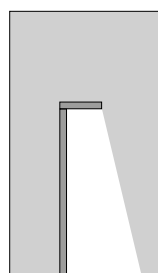
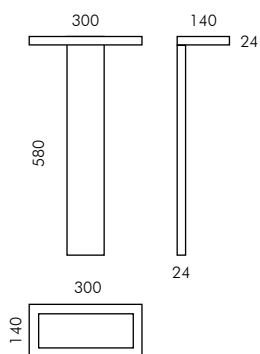

Trim rectangular



S.3171W

MID-POWER LEDs **3000K** CRI90 1800lm
 Rated luminaire luminous flux 1270lm
 Rated input power 18W
 220V-230V AC 50/60Hz Not Dimmable
 Computer-simulated photometrics

Trim rectangular bollard



S.3172W

MID-POWER LEDs **3000K** CRI90 1800lm
 Rated luminaire luminous flux 1290lm
 Rated input power 18W
 220V-230V AC 50/60Hz Not Dimmable
 Computer-simulated photometrics

