






# Look

## Applique e paletto

Look rappresenta uno degli ultimi avanzati prodotti della tecnologia LED di Simes ideati per sfruttarne appieno tutta la potenza riducendo notevolmente gli ingombri e i consumi. Look è un elegante parallelepipedo, minimale e compatto, un piccolo oggetto installabile a muro o sul suo paletto. In linea con la qualità elevata di Simes, disegnata sulle sorgenti LED di ultima generazione, le lampade sono tutte in alluminio e vetro.

2015



[www.simes.it/look](http://www.simes.it/look)



Private Villa, Sulzano (Brescia) Italy © Mario Bertani

## LOOK Applique e paletto

Struttura in alluminio pressofuso EN AB-47100, struttura per paletto in alluminio estruso EN AW-6060 ad elevata resistenza all'ossidazione. Diffusore in vetro temprato. Viti a brugola in acciaio INOX A4. Apparecchio precablato con 1m di cavo in neoprene (Minilook L 220mm). Apparecchio predisposto per singola entrata cavo con passafilo (Look L 290mm Applique). Apparecchio precablato con cavo in neoprene e connettore per connessione nel paletto (Paletto). Guarnizioni in silicone ricotto. **Doppia verniciatura extra resistente.**

### Colori:

- Bianco (cod. 01)
- Grigio alluminio (cod. 14)
- Bronzo Brunito (cod. 20)

### Grado di protezione

IP65

### Classe di isolamento

CLASSE II 

CLASSE I  MICROLOOK e LOOK 290mm (Applique)

### Resistenza meccanica

IK 06 Minilook 220mm e Look Paletto 290mm  
IK 04 Look Applique 290mm



Versioni led 4000K CRI90 disponibili su richiesta.

*Per dati tecnici aggiornati alle ultime evoluzioni tecnologiche dei led o per ulteriori informazioni tecniche consultare il sito web ([www.simes.it](http://www.simes.it)).*

**MODELLO REGISTRATO**



**S.7219**

### FLANGIA PER PALETTO MICROLOOK 125 mm

Da cementare per il fissaggio dei paletti S.7212W e S.7213W.



**S.7249**

### FLANGIA PER PALETTO MINILOOK 220 mm

Da cementare per il fissaggio dei paletti S.7206W, S.7215W, S.7211W e S.7220W.



**S.7269**

### FLANGIA PER PALETTO LOOK 290 mm

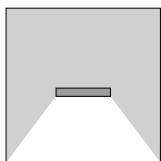
Da cementare per il fissaggio dei paletti S.7260W, S.7265W, S.7261W, S.7266W, S.7262W, S.7267W.



**S.5506**

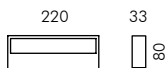
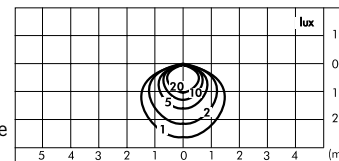
Connettore a 4 vie per cablaggio passante (entra/esci). Da alloggiare all'interno del paletto.

Minilook applique 220 mm

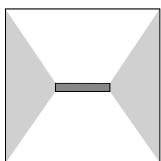


**S.7201W** □ Emissione singola

MID-POWER LED **3000K** CRI90 1090lm  
 Flusso luminoso apparecchio 475lm  
 Potenza totale assorbita 12,5W  
 220V-240V AC 50/60Hz / DC Non Dimmerabile

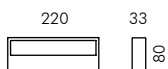
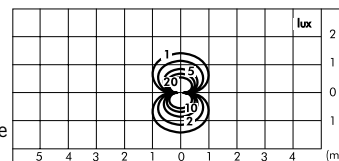


Minilook applique 220 mm



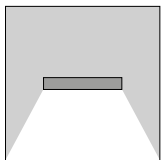
**S.7202W** □ Emissione doppia

MID-POWER LED **3000K** CRI90 1090lm  
 Flusso luminoso apparecchio 389lm  
 Potenza totale assorbita 12,5W  
 220V-240V AC 50/60Hz / DC Non Dimmerabile



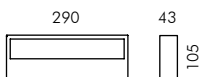
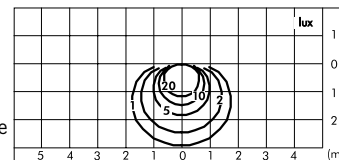
# LOOK Applique 290 mm

Look applique 290 mm

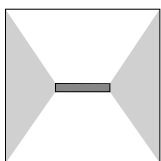


**S.7250W** □ Emissione singola

MID-POWER LED **3000K** CRI90 1860lm  
 Flusso luminoso apparecchio 888lm  
 Potenza totale assorbita 19W  
 220V-240V AC 50/60Hz / DC Non Dimmerabile

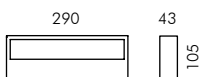
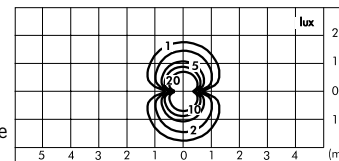


Look applique 290 mm

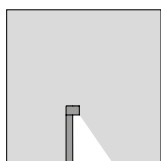
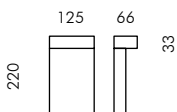


**S.7252W** □ Emissione doppia

MID-POWER LED **3000K** CRI90 1860lm  
 Flusso luminoso apparecchio 723lm  
 Potenza totale assorbita 19W  
 220V-240V AC 50/60Hz / DC Non Dimmerabile

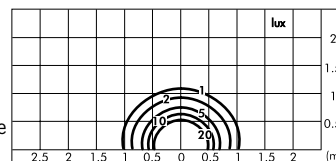


## Microlook paletto H 220 mm

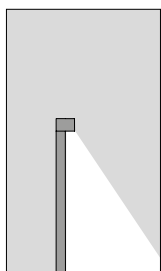
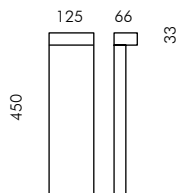


### S.7212W Emissione singola

MID-POWER LED **3000K** CRI80 800lm  
 Flusso luminoso apparecchio 244lm  
 Potenza totale assorbita 4,2W  
 220V-240V AC 50/60Hz / DC Non Dimmerabile

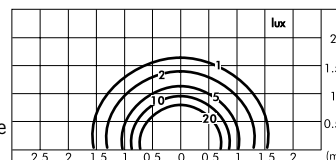


## Microlook paletto H 450 mm



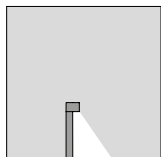
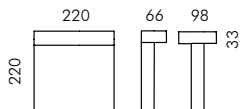
### S.7213W Emissione singola

MID-POWER LED **3000K** CRI80 800lm  
 Flusso luminoso apparecchio 244lm  
 Potenza totale assorbita 4,2W  
 220V-240V AC 50/60Hz / DC Non Dimmerabile



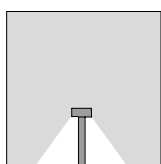
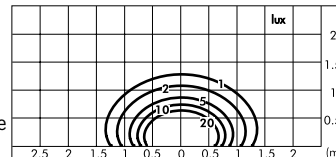
# MINILOOK Paletto 220 mm

## Minilook paletto H 220 mm



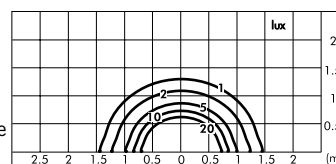
### S.7206W Emissione singola

MID-POWER LED **3000K** CRI90 970lm  
 Flusso luminoso apparecchio 334lm  
 Potenza totale assorbita 12,5W  
 220V-240V AC 50/60Hz / DC Non Dimmerabile

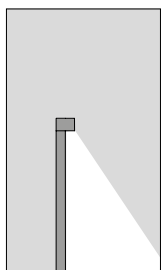
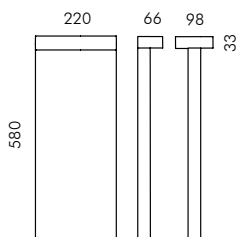


### S.7215W Emissione doppia

MID-POWER LED **3000K** CRI90 1940lm  
 Flusso luminoso apparecchio 646lm  
 Potenza totale assorbita 21,5W  
 220V-240V AC 50/60Hz / DC Non Dimmerabile

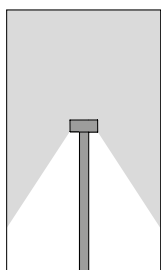
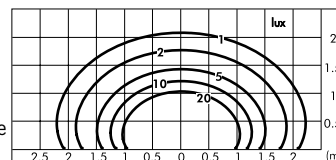


## Minilook paletto H 580 mm



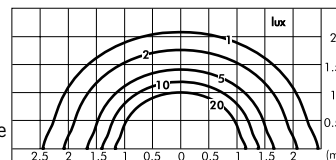
### S.7211W Emissione singola

MID-POWER LED **3000K** CRI90 970lm  
 Flusso luminoso apparecchio 334lm  
 Potenza totale assorbita 12,5W  
 220V-240V AC 50/60Hz / DC Non Dimmerabile

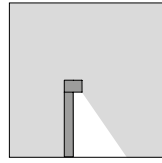
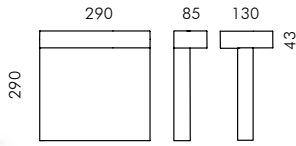


### S.7220W Emissione doppia

MID-POWER LED **3000K** CRI90 1940lm  
 Flusso luminoso apparecchio 646lm  
 Potenza totale assorbita 21,5W  
 220V-240V AC 50/60Hz / DC Non Dimmerabile

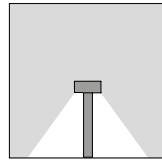
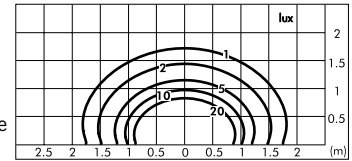


## Look paletto H 290 mm



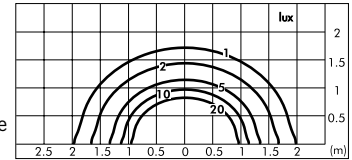
### S.7260W Emissione singola

MID-POWER LED **3000K** CRI90 1860lm  
 Flusso luminoso apparecchio 937lm  
 Potenza totale assorbita 24W  
 220V-240V AC 50/60Hz / DC Non Dimmerabile

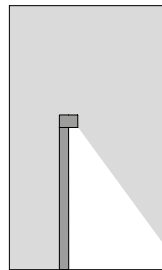
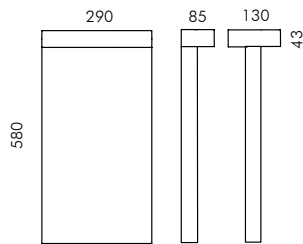


### S.7265W Emissione doppia

MID-POWER LED **3000K** CRI90 3720lm  
 Flusso luminoso apparecchio 1858lm  
 Potenza totale assorbita 48W  
 220V-240V AC 50/60Hz / DC Non Dimmerabile

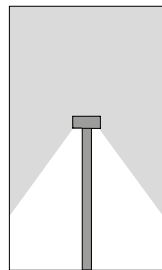
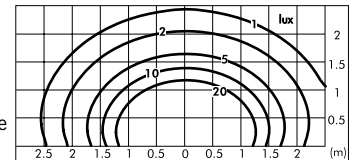


## Look paletto H 580 mm



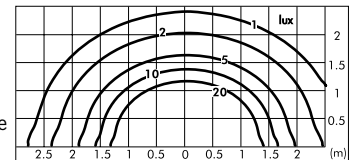
### S.7261W Emissione singola

MID-POWER LED **3000K** CRI90 1860lm  
 Flusso luminoso apparecchio 937lm  
 Potenza totale assorbita 24W  
 220V-240V AC 50/60Hz / DC Non Dimmerabile

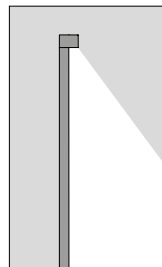
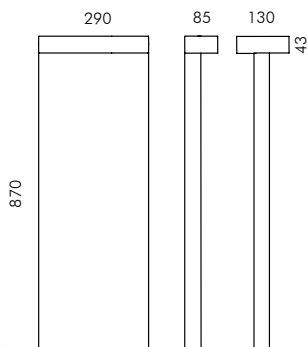


### S.7266W Emissione doppia

MID-POWER LED **3000K** CRI90 3720lm  
 Flusso luminoso apparecchio 1858lm  
 Potenza totale assorbita 48W  
 220V-240V AC 50/60Hz / DC Non Dimmerabile

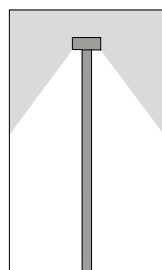
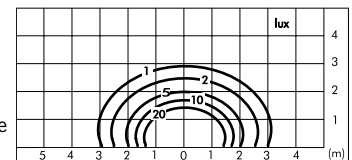


## Look paletto H 870 mm



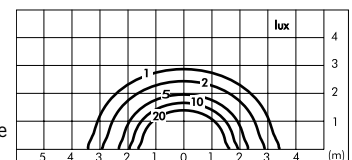
### S.7262W Emissione singola

MID-POWER LED **3000K** CRI90 1860lm  
 Flusso luminoso apparecchio 937lm  
 Potenza totale assorbita 24W  
 220V-240V AC 50/60Hz / DC Non Dimmerabile



### S.7267W Emissione doppia

MID-POWER LED **3000K** CRI90 3720lm  
 Flusso luminoso apparecchio 1858lm  
 Potenza totale assorbita 48W  
 220V-240V AC 50/60Hz / DC Non Dimmerabile





# UNIQUUM ADVOCATEN



Unicum Advocaten, Kortrijk, Belgium - Klaré architecten © Annick Vermimmen