






Zen

Ceiling and wall bulkhead

Elegant and minimal, with clean design and small size, ZEN has a technological core with LED sources perfectly distributed.

The IP65 protection and the possibility to integrate protecting grids, lets ZEN become part of any architectural scheme both external and internal.





Casa Y, Pino Torinese, Torino, Italy © Arch. Luca Maria Gandini ph. Mario Bertani

ZEN Ceiling and wall bulkhead

Die cast EN AB-47100 aluminium housing with high corrosion resistance. Fixing base with heat dissipation system.
 Acid-etched glass diffuser 5mm thick, white painted internally.
 Stainless steel screws.
 Multipower electronic driver 220V/240V 50/60Hz.
 DALI driver on request with surcharge. (Zen Square, Square 300 and Round 320).
 Luminaire suitable for double grommets.
 Silicone gaskets.
 Zen Round 320 and Square 300 supplied with emergency inverter and battery to supply 1 hour emergency lighting in the case of a mains failure.
Double powdered paint.

Colours:

- White (code 01)
- Aluminium grey (code 14)

Protection class
 IP65

Isolation class
 CLASS I ⊕


Mechanical resistance of glass
 IK 06
 (IK 09 on request only for ROUND VERSION 240)



Leds 4000K CR190 versions are available on request.

For the latest technical information and product updates with LED technology please refer to the official website (www.simes.it)

REGISTERED DESIGN



ZEN ROUND 320mm and SQUARE 300mm

is available in 1 hour emergency version (3 hour emergency version available on request).
 Complies with CEI EN 60598-2-22.

Round


**S.6950W** 

With MID-POWER leds white **3000K**
CRI90 1089lm
Rated luminaire luminous flux 538lm
Rated input power 10,5W 230V

Round 320 mm

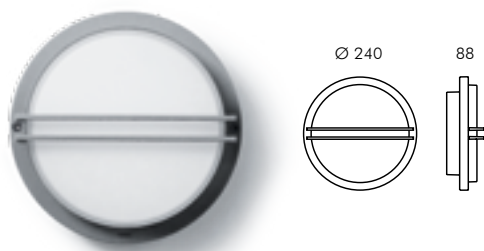

**S.6980W** 

With MID-POWER leds white **3000K**
CRI90 1950lm
Rated luminaire luminous flux 1086lm
Rated input power 22W 230V

S.6981W 

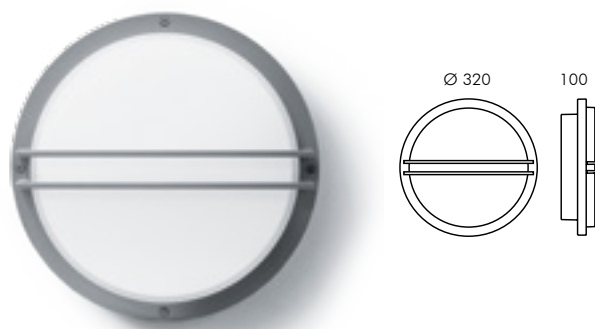
Emergency version
Complies with CEI EN 60598-2-22
With MID-POWER leds white **3000K**
CRI90 1950lm
Rated luminaire luminous flux 1086lm
Rated input power 22W 230V

Round with grill

**S.6955W** 

With MID-POWER leds white **3000K**
CRI90 1089lm
Rated luminaire luminous flux 428lm
Rated input power 10,5W 230V

Round 320 mm with grill

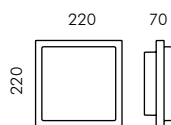
**S.6985W** 

With MID-POWER leds white **3000K**
CRI90 1950lm
Rated luminaire luminous flux 984lm
Rated input power 22W 230V

S.6986W 

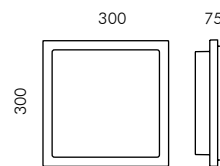
Emergency version
Complies with CEI EN 60598-2-22
With MID-POWER leds white **3000K**
CRI90 1950lm
Rated luminaire luminous flux 984lm
Rated input power 22W 230V

Square

**S.6960W** 

With MID-POWER leds white **3000K**
CRI90 1089lm
Rated luminaire luminous flux 497lm
Rated input power 10,3W 230V

Square 300 mm

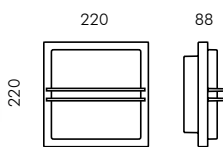

**S.6990W** 

With MID-POWER leds white **3000K**
CRI90 1950lm
Rated luminaire luminous flux 1086lm
Rated input power 22W 230V

S.6991W 

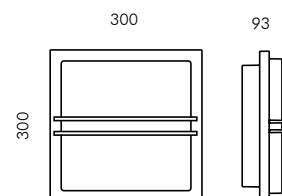

Emergency version
Complies with CEI EN 60598-2-22
With MID-POWER leds white **3000K**
CRI90 1950lm
Rated luminaire luminous flux 1086lm
Rated input power 22W 230V

Square with grill

**S.6965W** 

With MID-POWER leds white **3000K**
CRI90 1089lm
Rated luminaire luminous flux 446lm
Rated input power 10,3W 230V

Square 300 mm with grill

**S.6995W** 

With MID-POWER leds white **3000K**
CRI90 1950lm
Rated luminaire luminous flux 984lm
Rated input power 22W 230V

S.6996W 

Emergency version
Complies with CEI EN 60598-2-22
With MID-POWER leds white **3000K**
CRI90 1950lm
Rated luminaire luminous flux 984lm
Rated input power 22W 230V