

Design K.Begasse

The Twist spotlight covers a wide range of project applications and gives multiple solutions with different lighting effects. Developed from the same concept of Keen and Movit, this new projector is characterized by a special adjustable base combined with a series of optics and reflectors that allow for infinite lighting solutions. It can easily satisfy the most difficult project requirements. Available in two sizes, Twist can be wall and ceiling mounted or pole and floor mounted together with a pole bracket or ground stake.

**TECHNICAL DESCRIPTION**  
Die-cast aluminium housing with high corrosion resistance. Stainless steel A4 screws. Clear toughened glass diffuser. Aluminium reflectors (LED COB versions). Luminaire supplied with 6,0m neoprene H05RN-F cable. Silicone gaskets. Double powder paint.

**PATENTED REGISTERED DESIGN**

**PROTECTION CLASS**  
IP65  
**ISOLATION CLASS**  
CLASS I ⊕  
CLASS III ⚡ TWIST RGBW


**MECHANICAL RESISTANCE**  
IK 09



**COLOURS**

.14 Aluminium Grey

Axis of rotation 1 (max 90°)



Axis of rotation 2 (max 90°)

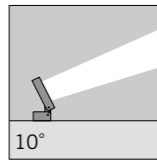


Axis of rotation 3 (max 280°)

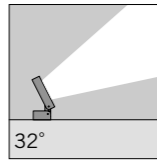


[www.simes.it/twist](http://www.simes.it/twist)

Minitwist

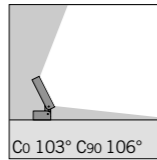


**S.3015W Spot beam with lenses**  
 MODULE LED **3000K** CRI90 3120lm 25,1W  
 (on request 2700K CRI90 2880lm  
 (on request 4000K CRI80 3840lm)  
 220V-240Vac 50/60Hz  
**Dimmable DALI 2 / PUSH**

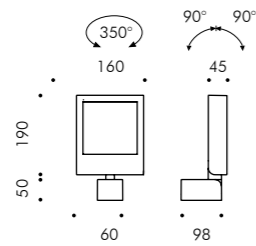


**S.3016W Flood beam with lenses**  
 MODULE LED **3000K** CRI90 3120lm 25,1W  
 (on request 2700K CRI90 2880lm  
 (on request 4000K CRI80 3840lm)  
 220V-240Vac 50/60Hz  
**Dimmable DALI 2 / PUSH**

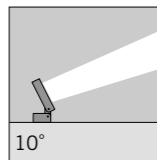
Beam lenses available on request with no surcharge: 66° and 12°x40°



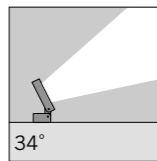
**S.3018W Very Wide Flood beam with reflector**  
 MODULE LED **3000K** CRI90 2162lm 15,3W  
 (on request 2700K CRI90 2029lm  
 (on request 4000K CRI80 2556lm)  
 220V-230V AC 50/60Hz  
**Dimmable DALI 2 / PUSH**



Twist

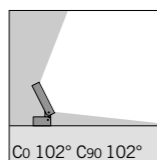


**S.3065W Spot beam with lenses**  
 MODULE LED **3000K** CRI90 5455lm 43,1W  
 (on request 2700K CRI90 5035lm  
 4000K CRI80 6715lm)  
 220V-240Vac 50/60Hz  
**Dimmable DALI 2 / PUSH**

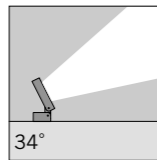


**S.3066W Flood beam with lenses**  
 MODULE LED **3000K** CRI90 5455lm 43,1W  
 (on request 2700K CRI90 5035lm  
 4000K CRI80 6715lm)  
 220V-240Vac 50/60Hz  
**Dimmable DALI 2 / PUSH**

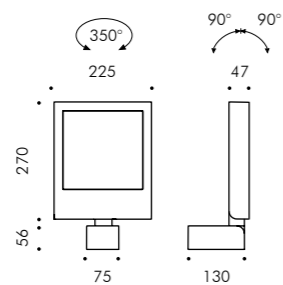
Beam lenses available on request with no surcharge: 66° and 12°x40°



**S.3068W Very Wide Flood beam with reflector**  
 MODULE LED **3000K** CRI90 4816lm 35,4W  
 (on request 2700K CRI90 4732lm  
 4000K CRI80 5999lm)  
 220V-240Vac 50/60Hz  
**Dimmable DALI 2 / PUSH**



**S.3067 Ottica Flood with lenses**  
 MODULE LED **RGBW (W=3000K)** 2192lm 31,9W  
**24V PWM**  
 Requires RGBW constant voltage remote power supply  
 and DMX or DALI controller (pag. 528-529)



# TWIST Pole mounted

SIMES

Minitwist and Twist can be installed on poles (min Ø60mm, max Ø300mm) using the pole adaptor.



S.3019  
POLE ADAPTOR  
MINITWIST



S.3069  
POLE ADAPTOR  
TWIST



MAINA Headquarter Arch. Gianni Arnaudo, Fossano, Cuneo, Italy © Ph. Mario Bertani / Simes S.p.A.

