





# Twist

## Adjustable projector

The Twist projectors cover a wide range of project applications and gives multiple solutions with different lighting effects . Developed from the same concept of KEEN and MOVIT this new projector is characterized by a special adjustable base combined with a series of optics and reflectors that allow for infinite lighting solutions that can satisfy the most difficult project requirements. Available in two sizes , Twist can be wall and ceiling mounted or pole and floor mounted together with a pole bracket or ground stake.



Design K.Begasse



[www.simes.it/twist](http://www.simes.it/twist)



MAINA Headquarter Arch. Gianni Arnaudo, Fossano, Cuneo, Italy © Ph.Mario Bertani

## TWIST Adjustable projector

Die-cast EN AB-47100 aluminium housing with high corrosion resistance.  
 Stainless steel screws.  
 Clear toughened glass diffuser.  
 HI-GRADE aluminium reflectors (LED COB versions).  
 Luminaire supplied with 6m of cable.  
 Silicone gaskets.  
**Double powder paint.**

### Colours:

- White (code 01)
- Aluminium grey (code 14)

**Protection class**  
 IP65

**Isolation class**  
 CLASS I ⚡

**Mechanical resistance**  
 IK 09 MINITWIST  
 IK 07 TWIST



Leds 4000K CRI80 versions are available on request.

*For the latest technical information and luminaire updates with LED technology please refer to [www.simes.it](http://www.simes.it)*

**PATENT PENDING  
 REGISTERED DESIGN**

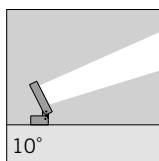


**S.3049  
 ACCESSORY STAKE FOR MINITWIST**  
 In polypropylene  
 Colour: black (code .09)



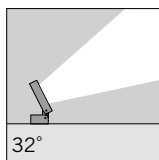
**S.3079  
 ACCESSORY STAKE FOR TWIST**  
 In polypropylene  
 Colour: black (code .09)

## Minitwist spot



**S.3015W** □  
 12 HIGH-POWER LEDs **3000K** CRI90 2280lm  
 Rated luminaire luminous flux 2170lm  
 Rated input power 27W  
 220V-240V AC 50/60Hz / DC Not Dimmable

h(m)	10° Ø(m)	3000K E(lx)
2	0.36	11887
4	0.73	2972
6	1.09	1321
8	1.46	743
10	1.82	475

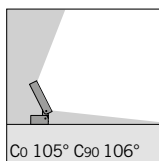


**S.3016W** □  
 12 HIGH-POWER LEDs **3000K** CRI90 2280lm  
 Rated luminaire luminous flux 1840lm  
 Rated input power 27W  
 220V-240V AC 50/60Hz / DC Not Dimmable

h(m)	32° Ø(m)	3000K E(lx)
2	1.15	1126
4	2.31	282
6	3.46	125
8	4.62	70
10	5.77	45

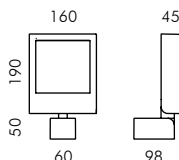
**Beam lenses available on request with no surcharge:  
 42°, 66° and 12°x40°**

## Minitwist flood

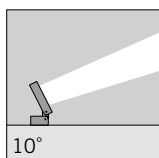


**S.3018W** □  
 1 COB LED **3000K** CRI80 2000lm  
 With symmetric reflector  
 Rated luminaire luminous flux 1934lm  
 Rated input power 19,6W  
 220V-230V AC 50/60Hz Not Dimmable

h(m)	105°x106° Ø(m)	3000K E(lx)
2	4.90x5.35	196
4	10.50x10.69	49
6	15.75x16.04	22
8	21.00x21.39	12
10	26.25x26.73	8

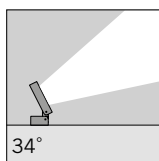


## Twist spot



**S.3065W** □  
 24 HIGH-POWER LEDs **3000K** CRI90 3985lm  
 Rated luminaire luminous flux 3745lm  
 Rated input power 47W  
 220V-240V AC 50/60Hz / DC Not Dimmable

h(m)	10° Ø(m)	3000K E(lx)
4	0.67	5713
8	1.34	1428
12	2.02	635
16	2.69	357
20	3.36	229

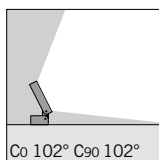


**S.3066W** □  
 24 HIGH-POWER LEDs **3000K** CRI90 3985lm  
 Rated luminaire luminous flux 3430lm  
 Rated input power 47W  
 220V-240V AC 50/60Hz / DC Not Dimmable

h(m)	34° Ø(m)	3000K E(lx)
4	2.42	520
8	4.83	130
12	7.25	58
16	9.66	33
20	12.08	21

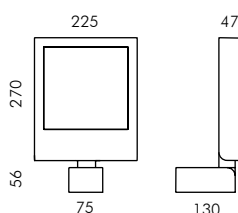
**Beam lenses available on request with no surcharge:  
 42°, 66° and 12°x40°**

## Twist flood



**S.3068W** □  
 1 COB LED **3000K** CRI90 4600lm  
 With symmetric reflector  
 Rated luminaire luminous flux 3955lm  
 Rated input power 42W  
 220V-240V AC 50/60Hz / DC Not Dimmable

h(m)	102°x102° Ø(m)	3000K E(lx)
2	4.90	439
4	9.81	110
6	14.71	49
8	19.62	27
10	24.52	18



MINITWIST and TWIST can be installed on poles (min  $\varnothing 60\text{mm}$ , max  $\varnothing 300\text{mm}$ ) using the pole adaptor.



S.3019  
POLE ADAPTOR  
MINITWIST



S.3069  
POLE ADAPTOR  
TWIST

