



Reef is a range of short bollards with radial lighting emission obtained with a specific conical reflector. Perfect to illuminate with grazing lighting effects walking areas of residential, parks and public spaces, are available in three dimensions. The polycarbonate diffuser ensures a high impact resistance.

**TECHNICAL DESCRIPTION**

Die-cast and extruded (bollard) aluminium housing with high corrosion resistance. Clear polycarbonate diffuser. Stainless steel A4 screws. Silicone gaskets. Double powder paint.

**MICROREEF**

Reflector in polymers covered with aluminium. Luminaire with one single cable entry and fast connector.

**MINIREEF E REEF**

Reflector in aluminium. Luminaire with double cable entry and grommet.

**REGISTERED DESIGN**

**PROTECTION CLASS**  
IP65

**ISOLATION CLASS**  
CLASS II ☐

**MECHANICAL RESISTANCE**  
IK 10

**COLOURS**

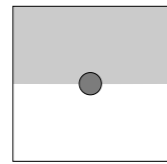
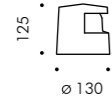
.14 Aluminium Grey

.24 Anthracite Grey



www.simes.it/reef

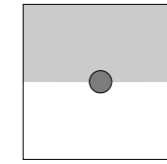
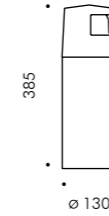
**Microreef 180° with reflector**



**S.5330W**

LED MODULE **3000K** CRI90 880lm 8,4W  
 (on request 2700K CRI90 820lm)  
 (on request 4000K CRI80 1081lm)  
 220V-240Vac 50/60Hz  
 ON/OFF Not Dimmable

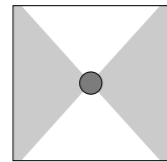
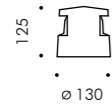
**Microreef bollard 180° with reflector**



**S.5337W**

LED MODULE **3000K** CRI90 880lm 8,4W  
 (on request 2700K CRI90 820lm)  
 (on request 4000K CRI80 1081lm)  
 220V-240Vac 50/60Hz  
 ON/OFF Not Dimmable

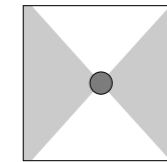
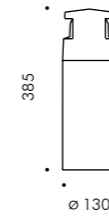
**Microreef 2 x 90° with reflector**



**S.5320W**

LED MODULE **3000K** CRI90 880lm 8,4W  
 (on request 2700K CRI90 820lm)  
 (on request 4000K CRI80 1081lm)  
 220V-240Vac 50/60Hz  
 ON/OFF Not Dimmable

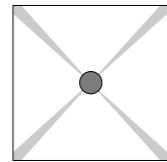
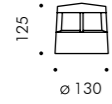
**Microreef bollard 2 x 90° with reflector**



**S.5327W**

LED MODULE **3000K** CRI90 880lm 8,4W  
 (on request 2700K CRI90 820lm)  
 (on request 4000K CRI80 1081lm)  
 220V-240Vac 50/60Hz  
 ON/OFF Not Dimmable

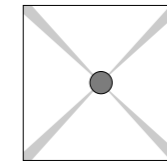
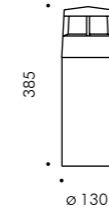
**Microreef 360° with reflector**



**S.5311W**

LED MODULE **3000K** CRI90 880lm 8,4W  
 (on request 2700K CRI90 820lm)  
 (on request 4000K CRI80 1081lm)  
 220V-240Vac 50/60Hz  
 ON/OFF Not Dimmable

**Microreef bollard 360° with reflector**



**S.5317W**

LED MODULE **3000K** CRI90 880lm 8,4W  
 (on request 2700K CRI90 820lm)  
 (on request 4000K CRI80 1081lm)  
 220V-240Vac 50/60Hz  
 ON/OFF Not Dimmable

**Accessories**



**S.5301**

**FLANGE ACCESSORY MICROREEF FOR GROUND APPLICATION**

Flange Ø 130mm to be anchored in concrete



**S.3524**

**STAKE FOR MICROREEF**

in polypropylene  
 (not suitable for bollard versions).

**Accessory**



**S.5301**

**FLANGE ACCESSORY MICROREEF FOR GROUND APPLICATION**

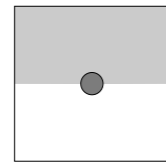
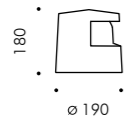
Flange Ø 130mm to be anchored in concrete





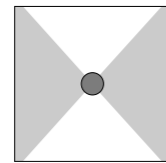
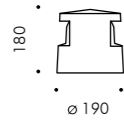


Minireef 180° with reflector



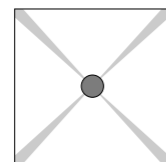
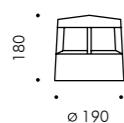
**S.5233W**  
LED MODULE **3000K** CRI90 1952lm 14,7W  
(on request 2700K CRI90 1856lm)  
(on request 4000K CRI80 2393lm)  
220V-240Vac 50/60Hz  
**Dimmable DALI 2 / PUSH**

Minireef 2 x 90° with reflector



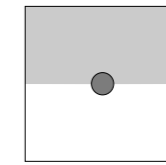
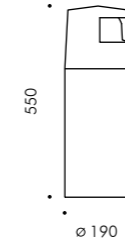
**S.5223W**  
LED MODULE **3000K** CRI90 1952lm 14,7W  
(on request 2700K CRI90 1856lm)  
(on request 4000K CRI80 2393lm)  
220V-240Vac 50/60Hz  
**Dimmable DALI 2 / PUSH**

Minireef 360° with reflector



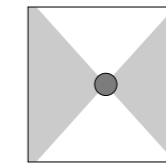
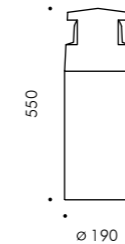
**S.5210W**  
LED MODULE **3000K** CRI90 1952lm 14,7W  
(on request 2700K CRI90 1856lm)  
(on request 4000K CRI80 2393lm)  
220V-240Vac 50/60Hz  
**Dimmable DALI 2 / PUSH**

Minireef bollard 180° with reflector



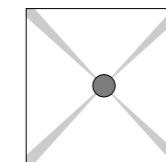
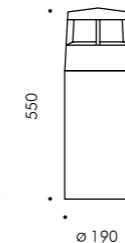
**S.5263W**  
LED MODULE **3000K** CRI90 1952lm 14,7W  
(on request 2700K CRI90 1856lm)  
(on request 4000K CRI80 2393lm)  
220V-240Vac 50/60Hz  
**Dimmable DALI 2 / PUSH**

Minireef bollard 2 x 90° with reflector



**S.5253W**  
LED MODULE **3000K** CRI90 1952lm 14,7W  
(on request 2700K CRI90 1856lm)  
(on request 4000K CRI80 2393lm)  
220V-240Vac 50/60Hz  
**Dimmable DALI 2 / PUSH**

Minireef bollard 360° with reflector



**S.5240W**  
LED MODULE **3000K** CRI90 1952lm 14,7W  
(on request 2700K CRI90 1856lm)  
(on request 4000K CRI80 2393lm)  
220V-240Vac 50/60Hz  
**Dimmable DALI 2 / PUSH**

**Accessories**



**S.5200**  
**FLANGE ACCESSORY MINIREEF FOR GROUND APPLICATION**  
Flange Ø 190mm to be anchored in concrete



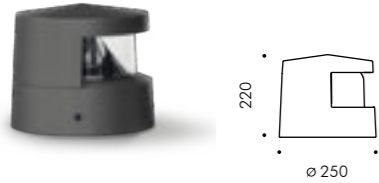
**S.3554**  
**STAKE FOR MINIREEF / REEF**  
in polypropylene  
(not suitable for bollard versions).

**Accessory**



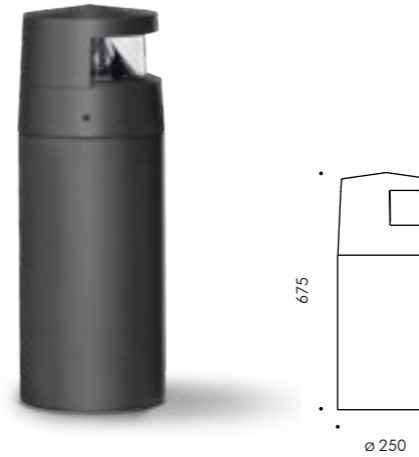
**S.5200**  
**FLANGE ACCESSORY MINIREEF FOR GROUND APPLICATION**  
Flange Ø 190mm to be anchored in concrete

Reef 180° with reflector




**S.5237W**  
 LED MODULE **3000K** CRI90 4027lm 31,9W  
 (on request 2700K CRI90 3829lm)  
 (on request 4000K CRI80 4936lm)  
 220V-240V AC 50/60Hz  
**Dimmable DALI 2 / PUSH**

Reef bollard 180° with reflector



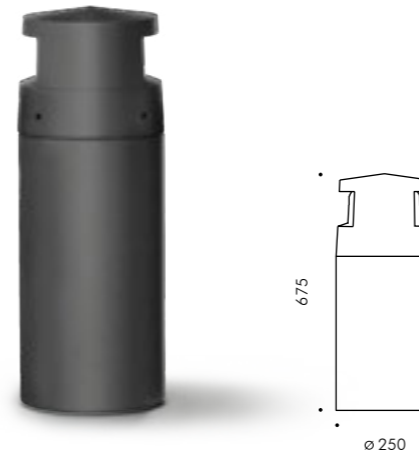
**S.5267W**  
 LED MODULE **3000K** CRI90 4027lm 31,9W  
 (on request 2700K CRI90 3829lm)  
 (on request 4000K CRI80 4936lm)  
 220V-240V AC 50/60Hz  
**Dimmable DALI 2 / PUSH**

Reef 2 x 90° with reflector




**S.5227W**  
 LED MODULE **3000K** CRI90 4027lm 31,9W  
 (on request 2700K CRI90 3829lm)  
 (on request 4000K CRI80 4936lm)  
 220V-240V AC 50/60Hz  
**Dimmable DALI 2 / PUSH**

Reef bollard 2 x 90° with reflector



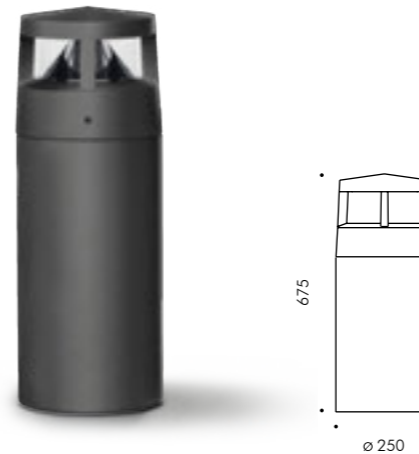
**S.5257W**  
 LED MODULE **3000K** CRI90 4027lm 31,9W  
 (on request 2700K CRI90 3829lm)  
 (on request 4000K CRI80 4936lm)  
 220V-240V AC 50/60Hz  
**Dimmable DALI 2 / PUSH**

Reef 360° with reflector



**S.5217W**  
 LED MODULE **3000K** CRI90 4027lm 31,9W  
 (on request 2700K CRI90 3829lm)  
 (on request 4000K CRI80 4936lm)  
 220V-240V AC 50/60Hz  
**Dimmable DALI 2 / PUSH**

Reef bollard 360° with reflector



**S.5247W**  
 LED MODULE **3000K** CRI90 4027lm 31,9W  
 (on request 2700K CRI90 3829lm)  
 (on request 4000K CRI80 4936lm)  
 220V-240V AC 50/60Hz  
**Dimmable DALI 2 / PUSH**

**S.3554**  
**STAKE FOR REEF**  
 in polypropylene (not suitable for bollard versions).

**S.5203**  
**FLANGE ACCESSORY REEF FOR GROUND APPLICATION**  
 Flange Ø 250mm to be anchored in concrete

**S.5203**  
**FLANGE ACCESSORY REEF FOR GROUND APPLICATION**  
 Flange Ø 250mm to be anchored in concrete



