



Minilinear

Flush Walk-over


Minilinear is a recessed luminaire perfectly flush with the floor that disappears completely integrating with the architecture. The soft or accent lighting effect mark pathways and facades discreetly.



Miniround

Flush Walk-over

Miniround embraces the elegant flush lines of Minilinear in a curved structure capable of designing striking lighting frames. Miniround emphasizes trunks and green foliage, colonnades, sculptures and non-linear paths.





MINILINEAR / MINIROUND Flush Walk-over

Die-cast EN AB-44100 and extruded EN AW-6060 aluminium housing with high corrosion resistance.
 Toughened glass diffuser 6 mm thick.
 Stainless steel screws.
 Pre-wired luminaire with neoprene cable and connector.
 Silicone gaskets (Minilinear).
 Recessing box in aluminium (Minilinear), in polypropylene (Miniround).
Double powder paint.

Maximun weight 500 Kg

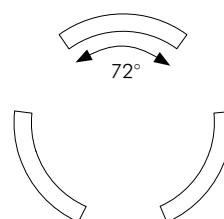
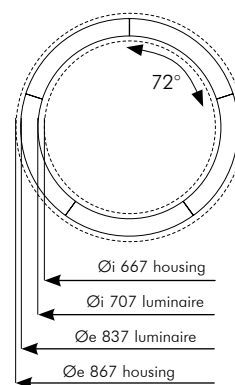
Protection class
 IP65 / IP67

Isolation class
 CLASS I ⊕

Mechanical resistance
 IK 09 MINILINEAR
 IK 08 MINIROUND

Leds 4000K CRI90 versions are available on request.

For the latest technical information and luminaire updates with LED technology please refer to www.simes.it



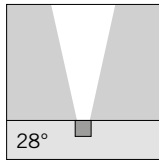
Connection joint

The housing of Miniround has a "dove-tail" joint to perfectly connect two or more consecutive fittings (5 consecutive luminaires create a full circle).

S.5506

4 way connector for through wiring (in/out).

Semiacid-etched glass

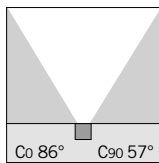


S.5485W □
 8 HIGH-POWER LEDs **3000K** CRI90 1374lm
 Rated luminaire luminous flux 826lm
 Rated input power 13,8W
 220V-240V AC 50/60Hz / DC Not Dimmable

h(m)	E(lx)			
5	4	4	3	1
4	7	7	4	2
3	18	13	5	1
2	55	27	4	0
1	258	30	1	0

Beam lenses available on request with no surcharge:
7°, 39°
 T 40°C

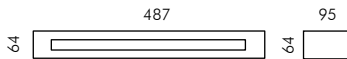
Acid-etched glass



S.5488W □
 MID-POWER LEDs **3000K** CRI90 958lm
 Rated luminaire luminous flux 392lm
 Rated input power 10,7W
 220V-240V AC 50/60Hz / DC Not Dimmable

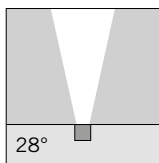
h(m)	E(lx)			
2.5	5	2	2	1
2.0	5	4	2	2
1.5	11	8	4	2
1.0	34	20	6	2
0.5	170	46	5	1

T 40°C



MINIROUND Full glass

Semiacid-etched glass

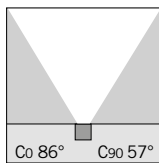


S.5400W □
 8 HIGH-POWER LEDs **3000K** CRI90 1374lm
 Rated luminaire luminous flux 826lm
 Rated input power 13,8W
 220V-240V AC 50/60Hz / DC Not Dimmable

h(m)	E(lx)			
5	4	4	3	1
4	7	7	4	2
3	18	13	5	1
2	55	27	4	0
1	258	30	1	0

Beam lenses available on request with no surcharge:
7°, 39°
 T 40°C

Acid-etched glass



S.5402W □
 MID-POWER LEDs **3000K** CRI90 958lm
 Rated luminaire luminous flux 392lm
 Rated input power 10,7W
 220V-240V AC 50/60Hz / DC Not Dimmable

h(m)	E(lx)			
2.5	5	2	2	1
2.0	5	4	2	2
1.5	11	8	4	2
1.0	34	20	6	2
0.5	170	46	5	1

T 40°C

