

MINILINEAR is a recessed luminaire perfectly flush with the floor, it disappears completely integrating itself with the architecture. The soft or accent lighting effect mark pathways and facades discreetly.

MINIROUND embraces the elegant flush lines of Minilinear in a curved structure able to design striking lighting frames. Miniround emphasizes trees and green foliage, colonnades, sculptures and non-linear paths.

TECHNICAL DESCRIPTION

Die-cast and extruded aluminium housing with high corrosion resistance. Marine grade stainless steel AISI 316L front trim 2mm thick or aluminium. Stainless steel A4 screws. Luminaire supplied with neoprene H07RN-F cable and connector. Double powder paint. Maximum weight 500 Kg

MINILINEAR FULL GLASS

Toughened glass diffuser 6 mm thick. Silicone gaskets. Recessing box in aluminium included.

MINILINEAR STAINLESS STEEL

Marine grade stainless steel AISI 316L front trim 3 mm thick. Toughened glass diffuser 10 mm. Recessing box in aluminium included.

MINIROUND

Toughened glass diffuser 6 mm thick. Recessing box in polypropylene included.

PROTECTION CLASS
IP65 / IP67

ISOLATION CLASS
CLASS I Ⓢ

MECHANICAL RESISTANCE
IK 09 MINILINEAR
IK 08 MINIROUND

FINISHING MINILINEAR

.19 Stainless Steel

REGISTERED DESIGN (MINIROUND)



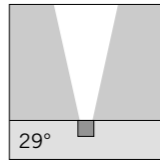
www.simes.it/minilinear-miniound



MINILINEAR Full glass floor level

SIMES

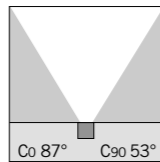
Transparent glass



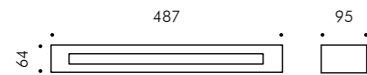
S.5485W Medium beam with lenses
 LED MODULE **3000K** CRI90 1440lm 11,2W
 (on request 2700K CRI90 1380lm)
 (on request 4000K CRI80 1716lm)
 220V-240Vac 50/60Hz
 ON/OFF Not Dimmable

Version with DALI 2 / PUSH power supply available on request with surcharge.
Beam lenses available on request with no surcharge: 7°, 39°

Acid-etched glass

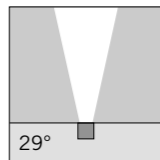


S.5488W Diffused beam
 LED MODULE **3000K** CRI80 1260lm 8,1W
 (on request 2700K CRI80 1197lm)
 (on request 4000K CRI80 1350lm)
 220V-240Vac 50/60Hz
 ON/OFF Not Dimmable



MINIROUND Full glass floor level

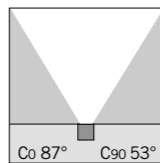
Transparent glass



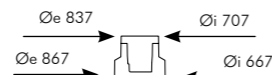
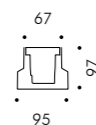
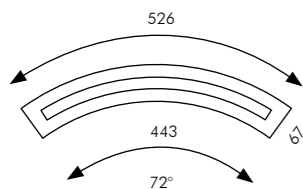
S.5400W Medium beam with lenses
 LED MODULE **3000K** CRI90 1440lm 11,2W
 (on request 2700K CRI90 1380lm)
 (on request 4000K CRI80 1716lm)
 220V-240Vac 50/60Hz
 ON/OFF Not Dimmable

Beam lenses available on request with no surcharge: 7°, 39°

Acid-etched glass

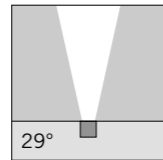



S.5402W Diffused beam
 LED MODULE **3000K** CRI80 1260lm 8,1W
 (on request 2700K CRI80 1197lm)
 (on request 4000K CRI80 1350lm)
 220V-240Vac 50/60Hz
 ON/OFF Not Dimmable



Private villa, Sulzano, Brescia, Italy - © ph. Mario Bertani / Simes S.p.A.

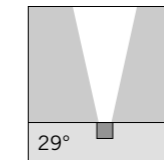

Minilinear transparent glass



S.5495W.19 Medium beam with lenses
 LED MODULE **3000K** CRI90 1440lm 11,2W
 (on request 2700K CRI90 1380lm)
 (on request 4000K CRI80 1716lm)
 220V-240Vac 50/60Hz
 ON/OFF Not Dimmable

Version with DALI 2 / PUSH power supply available on request with surcharge.
Beam lenses available on request with no surcharge: 7°, 39°

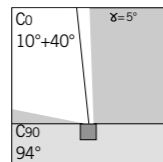
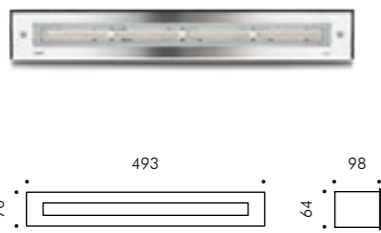
Minilinear transparent glass



S.5475W.19 Medium beam with lenses
 LED MODULE **3000K** CRI90 2880lm 23,3W
 (on request 2700K CRI90 2760lm)
 (on request 4000K CRI80 3432lm)
 220V-240Vac 50/60Hz
Dimmable DALI 2 / PUSH

Beam lenses available on request with no surcharge: 7°, 39°

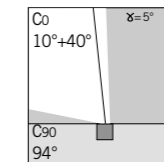
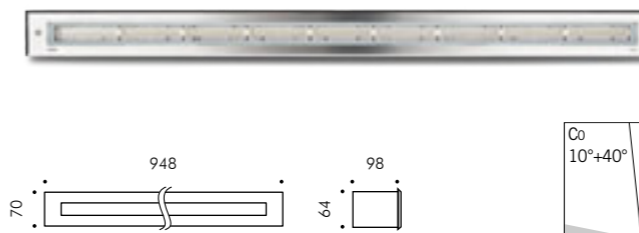
Minilinear transparent glass



S.5494W.19 Asymmetrical beam with lenses
 LED MODULE **3000K** CRI80 2100lm 13,5W
 (on request 2700K CRI80 1995lm)
 (on request 4000K CRI80 2250lm)
 220V-240Vac 50/60Hz
 ON/OFF Not Dimmable

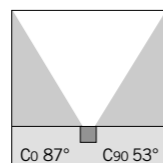
Version with DALI 2 / PUSH power supply available on request with surcharge.

Minilinear transparent glass



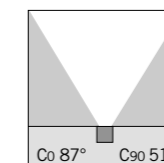
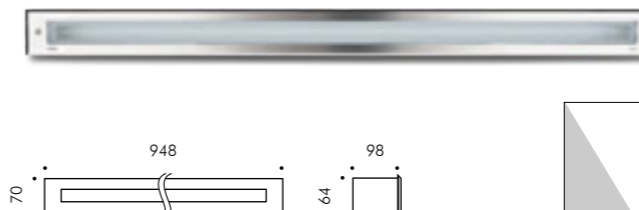
S.5474W.19 Asymmetrical beam with lenses
 LED MODULE **3000K** CRI80 4200lm 27W
 (on request 2700K CRI80 3990lm)
 (on request 4000K CRI80 4500lm)
 220V-240Vac 50/60Hz
Dimmable DALI 2 / PUSH

Minilinear acid-etched glass



S.5498W.19 Diffused beam
 LED MODULE **3000K** CRI80 1260lm 8,1W
 (on request 2700K CRI80 1197lm)
 (on request 4000K CRI80 1350lm)
 220V-240Vac 50/60Hz
 ON/OFF Not Dimmable

Minilinear acid-etched glass



S.5478W.19 Diffused beam
 LED MODULE **3000K** CRI80 2100lm 13,5W
 (on request 2700K CRI80 1995lm)
 (on request 4000K CRI80 2250lm)
 220V-240Vac 50/60Hz
Dimmable DALI 2 / PUSH