






Link

Wall recessed



LINK is a wall recessed luminaire designed with strong sharp lines and suitable for passageways, stairs and wherever a soft and functional illumination is required. The version with the black anti-glare grid direct the light downwards avoiding light pollution and the direct exposure of the light source, providing excellent visual comfort. The version without grid has an acid-etched glass diffuser that softens the light and avoids glare, producing a stronger and more efficient light effect.





"Le Palafitte" discotheque, Sulzano (Brescia), Italy © ph. Gianattilio Valli

LINK Wall recessed

Die-cast EN AB-47100 aluminium housing (copper free) with high corrosion resistance.
 Extruded EN AW-6060 aluminium structure (bollard version) with high corrosion resistance.
 Stainless steel screws.
 Acid-etched glass diffuser.
 Black painted stainless steel anti-glare shield.
 Luminaire suitable for single grommet.
 Silicone gaskets.
Double powdered paint

Protection class
 IP65

Isolation class
 CLASS I ⊕

Mechanical resistance of diffuser
 IK 06

Lamp TC not included.

Leds 4000K CRI90 versions are available on request.



S.4683
RECESSING BOX
 for LINK
 237 x 92 mm
 Depth 120 mm

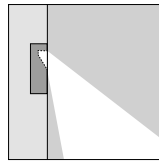
Colour:

○ Aluminium grey (code 14)

REGISTERED DESIGN

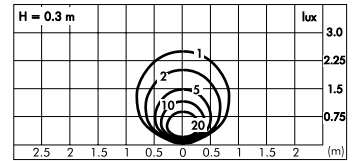
For the latest technical information and product updates with LED technology please refer to the official website (www.simes.it)

Vertical with grid



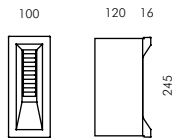
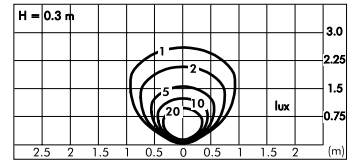
S.4680W □

With leds white **3000K** CRI90 950lm
 Rated luminaire luminous flux 53lm
 Rated input power 12,5W 230V
 Recessing box not included

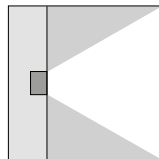


S.4687 □

For lamp TC-DEL 18W G24q-2 1200lm
 Rated luminaire luminous flux 36lm
 Rated input power 22W 230V
 Recessing box not included

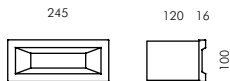
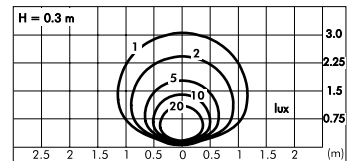


Horizontal



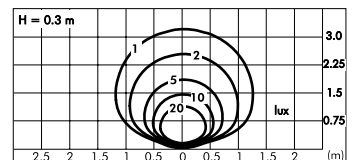
S.4682W □

With leds white **3000K** CRI90 950lm
 Rated luminaire luminous flux 356lm
 Rated input power 12,5W 230V
 Recessing box not included

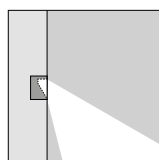


S.4685 □

For lamp TC-DEL 18W G24q-2 1200lm
 Rated luminaire luminous flux 156lm
 Rated input power 22W 230V
 Recessing box not included

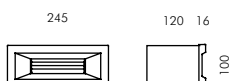
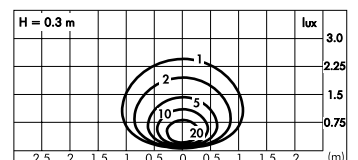


Horizontal with grid



S.4681W □

With leds white **3000K** CRI90 950lm
 Rated luminaire luminous flux 59lm
 Rated input power 12,5W 230V
 Recessing box not included



S.4689 □

For lamp TC-DEL 18W G24q-2 1200lm
 Rated luminaire luminous flux 60lm
 Rated input power 22W 230V
 Recessing box not included

