
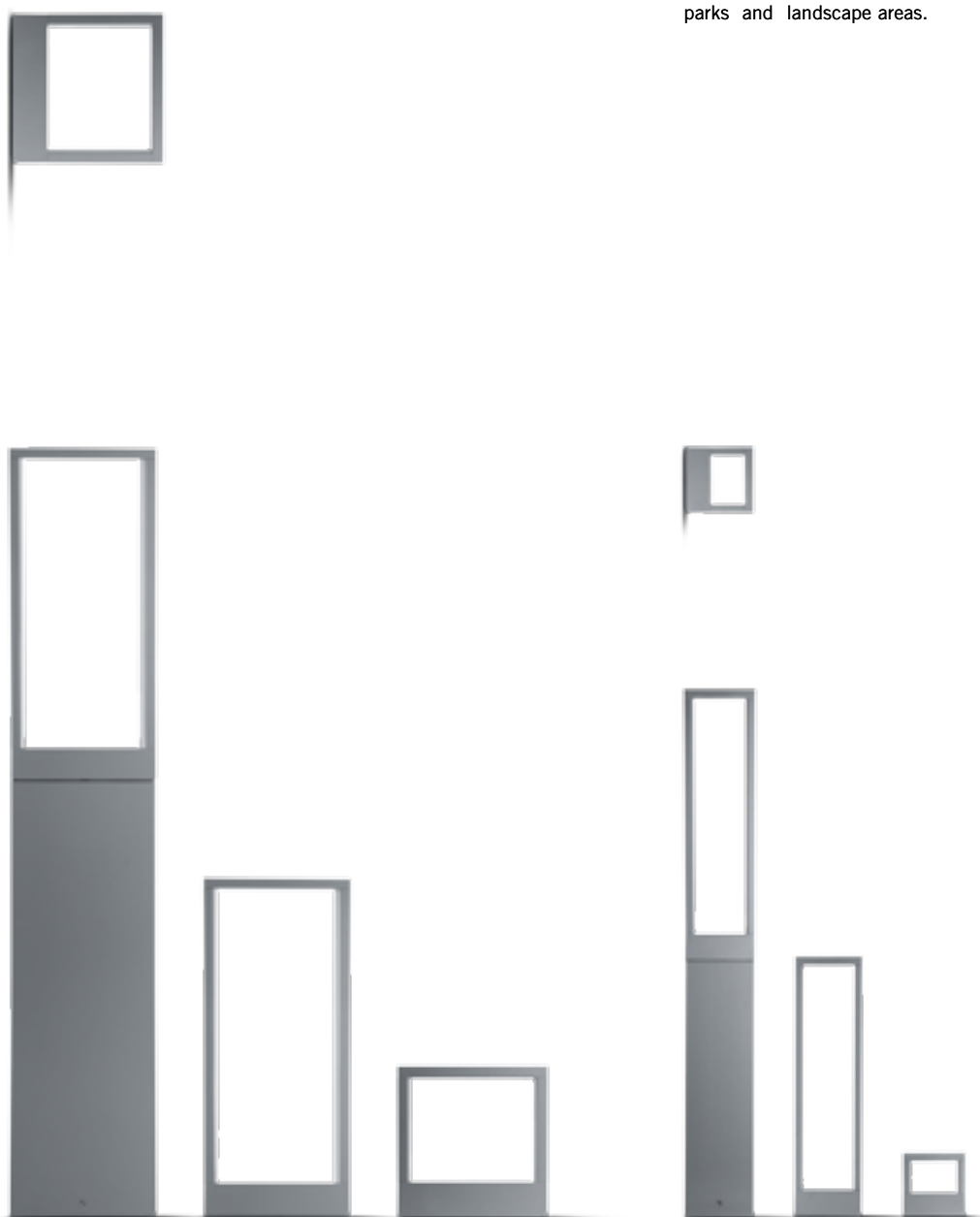




Kube

Applique and bollard

A new range of lighting objects that are ideal for the completion of outdoor projects. Inspired by the COOL product range, with cutting edge design and innovative LED technology, KUBE is an object of urban design that can be integrated into any context and is particularly suitable for paths, parks and landscape areas.





KUBE Applique and bollard

Die-cast EN AB-47100 aluminium (low copper content) housing with high corrosion resistance.
 Extruded EN AW-6060 aluminium structure (bollard version) with high corrosion resistance.
 Toughened glass diffuser 4mm thick.
 Stainless steel screws.
 Luminaire suitable for single grommets (KUBE 120).
 Luminaire suitable for double grommets (KUBE 240).
 Silicone gaskets.
Double powdered paint.

Colours version 120 / 240

- White (code 01)
- Aluminium grey (code 14)

Colour versions Bollard / Long

- Aluminium grey (code 14)

Protection class

IP54

Isolation class

CLASS I ⚡

Mechanical resistance of glass

IK 06

Leds 4000K CRI90 versions are available on request.

For the latest technical information and product updates with LED technology please refer to the official website (www.simes.it)

REGISTERED DESIGN



S.1014

STAKE FOR MICROKUBE 120
 in polypropilene for temporary applications



S.3554

STAKE FOR KUBE 240
 in polypropilene for temporary applications

Ø 120



S.6309

FLANGE ACCESSORY FOR MICROKUBE LONG 120

Ø 120 mm flange to be buried in concrete with stainless steel screws for fixing in the ground.

Ø 240

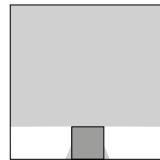


S.5350

FLANGE ACCESSORY FOR KUBE LONG 240

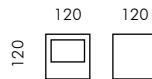
Ø 240 mm flange to be buried in concrete with stainless steel screws for fixing in the ground.

Microkuba 120

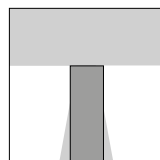


S.6300W

With leds white **3000K** CRI90 970lm
 Rated luminaire luminous flux 320lm
 Rated input power 12W 230V
 Computer-simulated photometrics

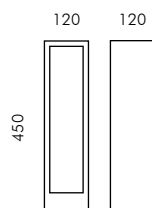


Microkuba long 120

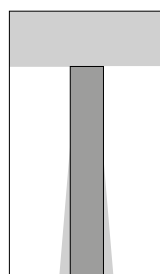


S.6306W

With leds white **3000K** CRI90 970lm
 Rated luminaire luminous flux 320lm
 Rated input power 12W 230V
 Computer-simulated photometrics

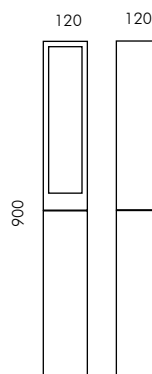


Microkuba long 120 bollard



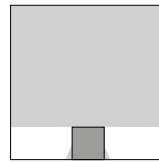
S.6307W

With leds white **3000K** CRI90 970lm
 Rated luminaire luminous flux 320lm
 Rated input power 12W 230V
 Computer-simulated photometrics



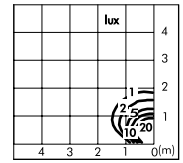
KUBE 240

Kube 240

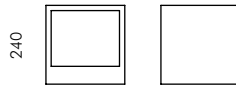


S.6340W □

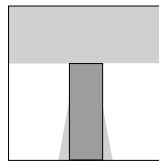
With leds white **3000K** CRI90 3880lm
 Rated luminaire luminous flux 1099lm
 Rated input power 45W 230V



240 240

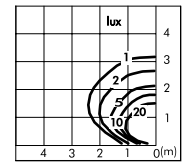


Kube long 240

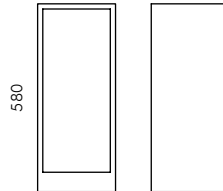


S.6346W □

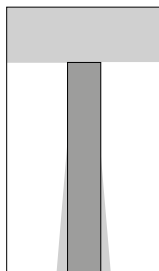
With leds white **3000K** CRI90 3880lm
 Rated luminaire luminous flux 1099lm
 Rated input power 45W 230V
 Computer-simulated photometrics



240 240

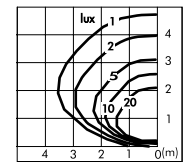


Kube long 240 bollard



S.6347W □

With leds white **3000K** CRI90 3880lm
 Rated luminaire luminous flux 1099lm
 Rated input power 45W 230V
 Computer-simulated photometrics



240 240

