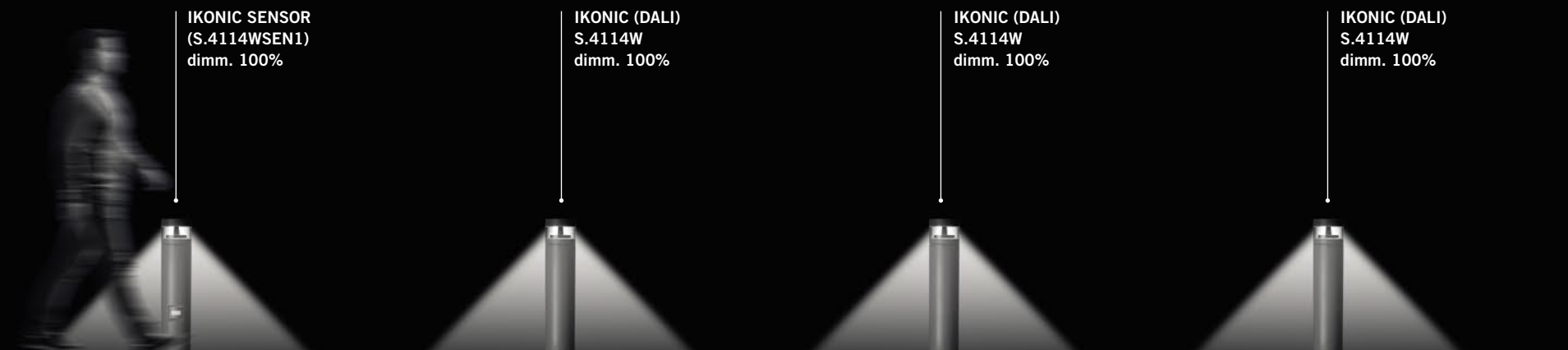


Ikonic sensor

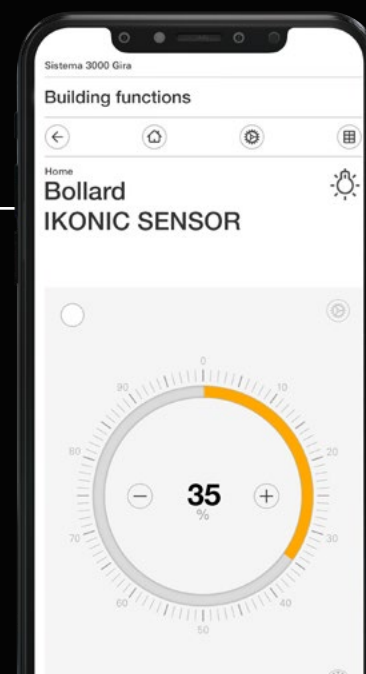
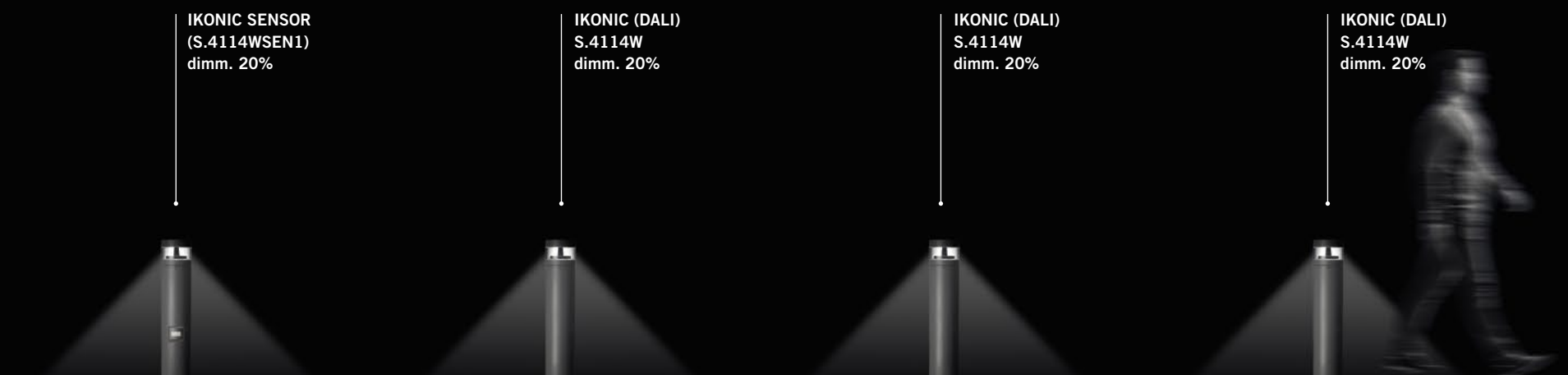
Bollard with presence sensor

STANDALONE DALI SENSOR CONNECTION DIAGRAM

The IKONIC SENSOR version (S.4114WSEN1) installed upstream of the system allows the lighting and setting of IKONIC BOLLARDS (S.4114W) to the movement close to the sensor (up to a maximum of 18 products in series). The settings of the product sequence connected to it can be set via a special APP.



After the pre-set time (or with the detection of a possible second sensor placed at the end of the path) the bollards go back to their standby situation by decreasing or switching off the amount of light emitted.






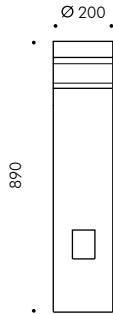
IKONIC SENSOR ø 200mm with presence sensor

SIMES



Ikonic Sensor is equipped with **DALI STAND-ALONE** presence sensor IP44 (not interfaced to DALI home automation) and it switches on when something is detected. Through a specific APP it is possible to set the product on the desired amount of light.

IKONIC SENSOR 890mm with DALI STAND-ALONE presence sensor IP44



S.4114WSEN1
LED MODULE **3000K** CRI90 4027lm 31,9W (on request 2700K CRI90 3829lm) (on request 4000K CRI80 4936lm) 220V-240Vac 50/60Hz with **DALI STAND-ALONE** presence sensor **IP44** (not interfaced to DALI home automation)



S.4171
FLANGE FOR IKONIC Ø 200mm
Flange to be buried in concrete

Ikonic plug

Bollard with electrical plug type Schuko

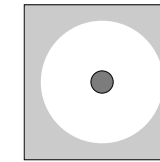
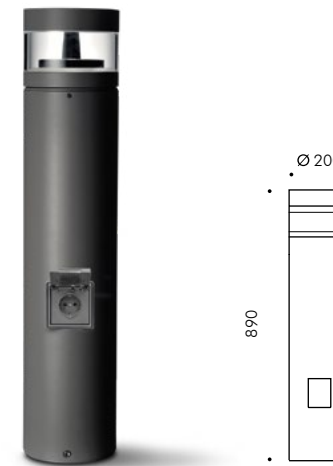
Ikonic plug is equipped with hatch IP44 and with an **integrated electrical plug type SCHUKO** to power electronic devices in the outdoor.



IKONIC PLUG Ø 200mm with electrical plug type Schuko

SIMES

IKONIC PLUG 890mm
with IP44 door and
SCHUKO electrical plug



S.4114WPLG1

LED MODULE **3000K** CRI90 4027lm 31,9W
(on request 2700K CRI90 3829lm)
(on request 4000K CRI80 4936lm)
220V-240Vac 50/60Hz
Dimmable DALI 2 / PUSH
with IP44 door and SCHUKO electrical plug



S.4171

FLANGE FOR IKONIC Ø 200mm
Flange to be buried in concrete