

# Adaptive electronic solutions for professional lighting

The luminaires engineered with the innovative Digital Beam technology have variable optics, where the beam can be managed through a digital input.

With a mobile device or modern control systems, it will then be possible to dynamically modify the angle of the light cone from a spot beam to a flood with a simple action.

This means being able to select any degree from 10° to 50° and anything in between, adapting the beam in real time to the subject to be illuminated. This is done completely electronically.



10°



50°



# Liquid crystal technology for light control



The Digital Beam is based on the use of a liquid crystal lens (LensVector™) applied directly to the optical system.

An electric pulse stimulates the liquid crystals molecules, gradually orienting them. When this happens liquid crystal molecules polarize and cause light passing through the lens to be refocused, while a specially engineered electronic board receives and transmits the necessary voltage to control the LED and the LensVector™. In this way optics and reflectors will no longer be needed to create a new scene, since it will be possible to electronically configure the shape of the beam.

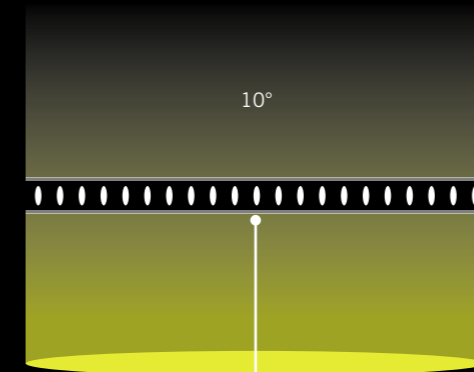
LENSVECTOR®



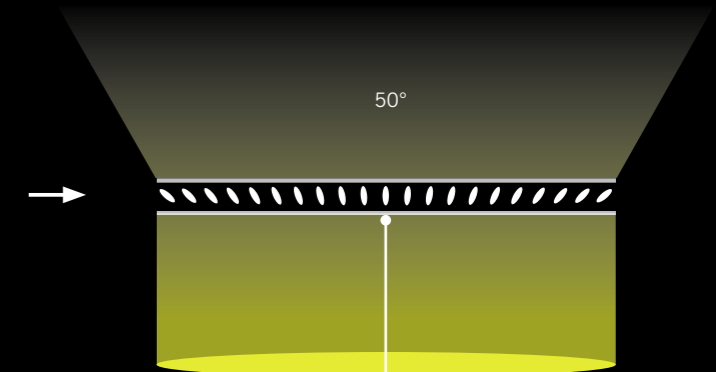
Zip Digital beam optic



The electrical impulses act on the orientation of the liquid crystal molecules leading to shape the beam of light.



Vertically oriented liquid crystal lens



Radially oriented liquid crystal lens

# Simple, dynamic, digital.

This technological revolution opens doors to new interesting design aspects. The flexibility and ease of use of an electronic system that can, in real time, change the light configuration of a space, make it usable in many contexts.

A spotlight placed at a distance from the subject to be illuminated, often requires the need for on-site beam adjustment due to many different reasons like the impossibility of determining in advance the precise final fitting position or the real final effect.

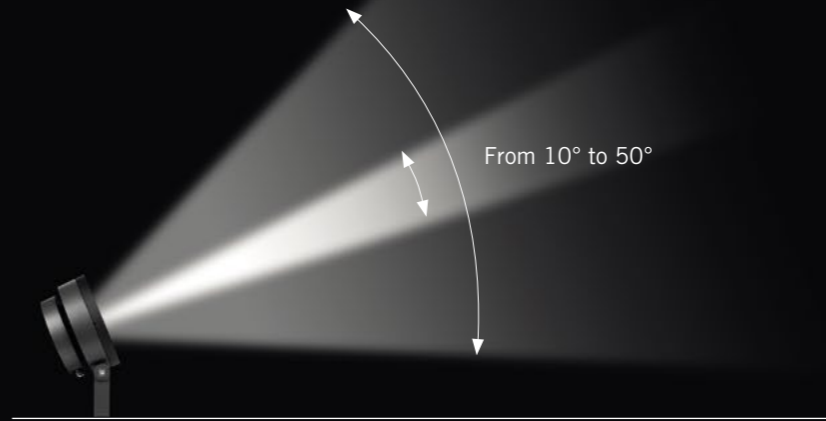
A downlight digital beam can completely transform the atmosphere of a space moving from a diffuse and functional lighting to an accent light focused only on selected elements within the scene.

The aspect of a building facade can vary dynamically its image through the use of recessed fittings with digital beam control.

The temporary nature of an interior museum layout, or of any hospitality or retail space can determine changing and diversified lighting requirements. Through the digital beam technology the same luminaire can be adaptable to different subjects and thus extend its functionality within the time.

10°

50°



# MINIPOINTER Ø175 DIGITAL BEAM 10° ÷ 50°



Beam angle 10°  
Dimming 100%



Beam angle 50°  
Dimming 100%

Pointer is the latest generation spotlight, developed to become part of a system that no longer controls only the switching on and off, the dimming of the intensity and the variation of the color temperature, but today also remotely defines the beam shape, to achieve total scene management. LensVector™ technology built into a specific optical system, allows you to modify the beam width through the most common and widespread protocols of remote control and then adapt the shape of the light to the context of application.

**TECHNICAL DESCRIPTION**

Die-cast aluminium housing with high corrosion resistance. LensVector™ optic technology for digital control of the light beam from 10° to 50°. Transparent extra-clear toughened glass diffuser 5mm thick. Stainless steel Allen screws with insulating treatment against galvanic corrosion. Luminaire supplied with neoprene 0,5m H05RN-F cable and connector for remote connections. Silicone gaskets. Double powder paint.

**REGISTERED DESIGN**

**PROTECTION CLASS**  
IP66

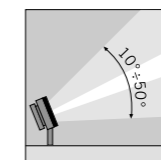
**ISOLATION CLASS**  
CLASS III ⚡

**MECHANICAL RESISTANCE**  
IK 09

**COLOUR**

.24 Anthracite Grey (Front Trim in black)

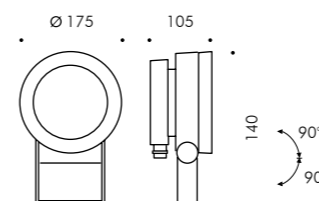
## MiniPointer Ø175 digital beam 10° ÷ 50°



**S.2705W**

LED MODULE **3000K** CRI90 1360lm 12,6W  
(on request 2700K CRI90 1288lm)  
(on request 4000K CRI90 1453lm)  
**48Vdc**

Requires constant voltage 48Vdc  
remote power supply ON-OFF  
Requires DALI control to connect to the product



**S.2448**

**POWER SUPPLY ON-OFF**  
40W 230V/48Vdc  
IP67 CLASS II SELV  
Dimensions 150mm x53mm x35mm



**External accessory: visor**



**S.2717**

**VISOR**  
Colour: black (code .09)  
Length 100mm  
Diameter 127mm

**External accessory: snoot**



**S.2718**

**SNOOT**  
Colour: black (code .09)  
Length 130mm  
Diameter 127mm

## STAGE ROUND DIGITAL BEAM 10° ÷ 50°

Stage Round Spot and Stage Round Ceiling families are completed now with a new professional optic solution. The Digital Beam technology allows also the control of more light fittings according to the desired scenario to easily recall pre-set light scenes and transform an outdoor environment adapting it to needs and moments.

### TECHNICAL DESCRIPTION

Die-cast aluminium housing with high corrosion resistance. LensVector™ optic technology for digital control of the light beam from 10° to 50°. Clear toughened glass diffuser. Stainless steel Allen screws with insulating treatment against galvanic corrosion. Luminaire supplied with neoprene H05RN-F cable and connector for connections the base. Silicone gaskets. Double powder paint.

**PROTECTION CLASS**  
IP66

**ISOLATION CLASS**  
CLASS III ⚡

**MECHANICAL RESISTANCE**  
IK 08

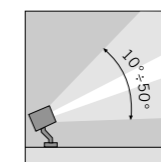
### COLOURS

- .14 Aluminium Grey
- .24 Anthracite Grey

REGISTERED DESIGN



### Stage round spot digital beam 10° ÷ 50°



#### S.1327W

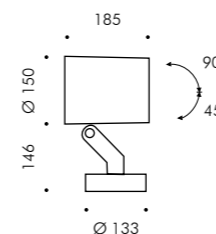
LED MODULE **3000K** CRI90 1360lm 12,6W  
(on request 2700K CRI90 1288lm)  
(on request 4000K CRI90 1453lm)  
**48Vdc**

Requires constant voltage 48Vdc  
remote power supply ON-OFF  
Requires DALI control to connect to the product



#### S.1328

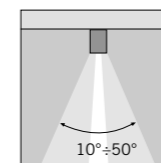
**VISOR for STAGE ROUND SPOT**  
Colour: black (cod .09)



#### S.3554

**STAKE for STAGE ROUND SPOT**  
in polypropylene.  
Colour: black (code 09)

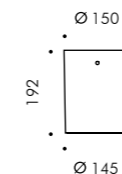
### Stage ceiling round digital beam 10° ÷ 50°



#### S.1427W

LED MODULE **3000K** CRI90 1360lm 12,6W  
(on request 2700K CRI90 1288lm)  
(on request 4000K CRI90 1453lm)  
**48Vdc**

Requires constant voltage 48Vdc  
remote power supply ON-OFF  
Requires DALI control to connect to the product



#### S.2448

**POWER SUPPLY ON-OFF for STAGE ROUND SPOT and CEILING**  
40W 230V/48Vdc  
IP67 CLASS II SELV  
Dimensions 150mm x53mm x35mm

## ZIP DIGITAL BEAM 10° ÷ 50°

Zip is the most versatile family for recessed floor and ceiling application as architectural lighting, now it makes a further step forward in light management.

LensVector™ technology built into a specific optical system, allows to shape the beam width through the most common and widespread protocols of remote control and then adapt the shape of the light to the context.

### TECHNICAL DESCRIPTION

Die-cast aluminium housing with high corrosion resistance. Marine grade stainless steel AISI 316L front trim 2mm. Toughened glass diffuser 10mm thick. LensVector™ optic technology for digital control of the light beam from 10° to 50°. Luminaire supplied with neoprene H07RN-F cable and connector. Stainless steel Allen screws with insulating treatment against galvanic corrosion. Silicone gaskets. Double powder paint. Supplied with recessing box in polypropylene for Zip Walk-over. Recessing box in polypropylene for installation in concrete ceiling for Zip Downlight as accessory.

**PROTECTION CLASS**  
IP65 / IP67 (Walk-over)  
IP65 (Downlight)

**ISOLATION CLASS**  
CLASS III ⚡

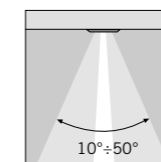
**MECHANICAL RESISTANCE**  
IK 09

### FINISHING

**.19** Stainless steel



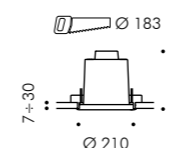
### Zip downlight digital beam 10° ÷ 50°



#### S.5566W

LED MODULE 3000K CRI90 1360lm 12,6W  
(on request 2700K CRI90 1288lm)  
(on request 4000K CRI90 1453lm)  
Tilttable ±15° optic  
**48Vdc**

Requires constant voltage 48Vdc  
remote power supply ON-OFF  
Requires DALI controll to connect to the product



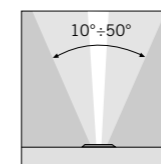
### Accessory

#### S.5520

**RECESSING box for installation in concrete ceilings.**  
Dimensions: Ø 190mm h 240mm  
Recessed box in polypropylene.



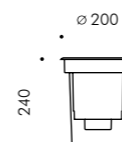
### Zip walk-over digital beam 10° ÷ 50°



#### S.8894W

LED MODULE 3000K CRI90 1360lm 12,6W  
(on request 2700K CRI90 1288lm)  
(on request 4000K CRI90 1453lm)  
Tilttable ±15° optic  
**48Vdc**

Requires constant voltage 48Vdc  
remote power supply ON-OFF  
Requires DALI controll to connect to the product



#### S.2448

**POWER SUPPLY ON-OFF for ZIP DOWNLIGHT and WALK-OVER**  
40W 230V/48Vdc  
IP67 CLASS II SELV  
Dimensions 150mm x53mm x35mm

