




Column

Bollard

COLUMN is characterised by solid build quality and a uniform light distribution; it is suitable for the illumination of urban and residential areas, as well as for car parks and walkways. The range includes several dimensions, versions and lighting configurations.





Parish of S.S. Redentore, Seriate (Bergamo), Italy - Arch. Mario Botta © Giannattilio Valli

COLUMN Bollard

Extruded EN AW-6060 aluminium profile.
 Die-cast EN AB-47100 aluminium housing with high corrosion resistance.
 Reflectors in aluminized polycarbonate for LED version.
 Polycarbonate vandalproof diffuser.
 Stainless steel screws.
 Luminaire hard wired with single neoprene cable with cable gland (MINICOLUMN).
 Luminaire suitable for double cable glands and connection box with fuses (COLUMN).
 Silicone gaskets.
Double powdered paint.

Colour:

○ Aluminium grey (code 14)

Protection class

IP65

Isolation class

CLASS II 


Mechanical resistance of glass

IK 10



Lamp HIT and TC not included.


Leds 4000K CR190 versions are available on request.



S.4172

FLANGE FOR MINICOLUMN

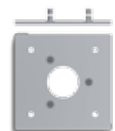
Ø 140 mm flange to be fixed in concrete with stainless steel screws for fixing in the ground.



S.4171

FLANGE FOR COLUMN

Ø 195 mm flange to be fixed in concrete with stainless steel screws for fixing in the ground.



ON REQUEST FIXING BASE

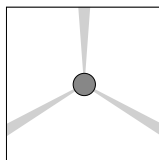
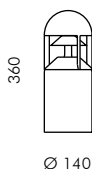
Base 300x300mm
 Spacing 200x200mm
 Holes for M16

∅ 300

For the latest technical information and product updates with LED technology please refer to the official website (www.simes.it)

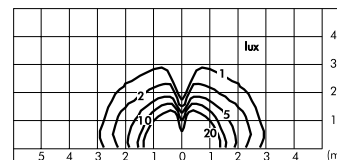
MINICOLUMN \varnothing 140 mm rounded head

Minicolumn H 360 mm



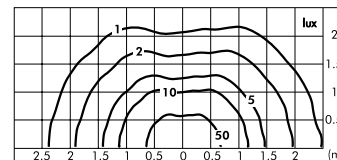
S.4130W

With COB led white **3000K** CRI90 1075lm
 Rated luminaire luminous flux 394lm
 Rated input power 11W 230V

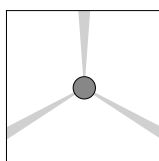
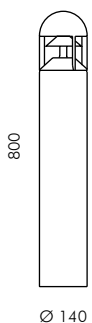


S.4182

For lamp TC-TEL 18W Gx24q-2 1200lm
 Rated luminaire luminous flux 516lm
 Rated input power 22W

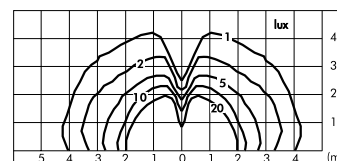


Minicolumn H 800 mm



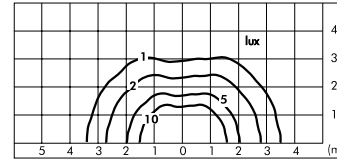
S.4131W

With COB led white **3000K** CRI90 1075lm
 Rated luminaire luminous flux 394lm
 Rated input power 11W 230V



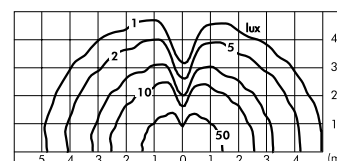
S.4180

For lamp TC-TEL 18W Gx24q-2 1200lm
 Rated luminaire luminous flux 516lm
 Rated input power 22W

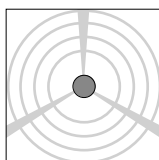
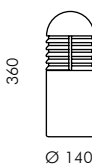


S.4181

For lamp HIT-CRI 35W G12 3300lm
 Rated luminaire luminous flux 1353lm
 Rated input power 44W

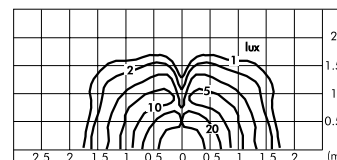


Minicolumn H 360 mm



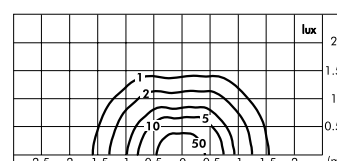
S.4135W

With COB led white **3000K** CRI90 1075lm
 Rated luminaire luminous flux 134lm
 Rated input power 11W 230V

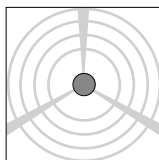
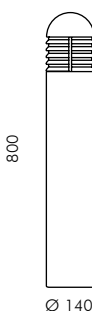


S.4192

For lamp TC-TEL 18W Gx24q-2 1200lm
 Rated luminaire luminous flux 180lm
 Rated input power 22W

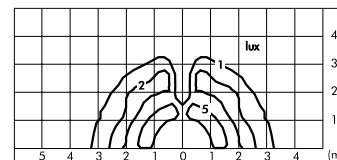


Minicolumn H 800 mm



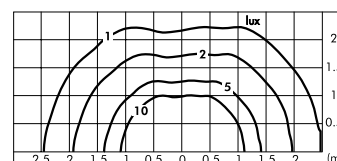
S.4136W

With COB led white **3000K** CRI90 1075lm
 Rated luminaire luminous flux 134lm
 Rated input power 11W 230V



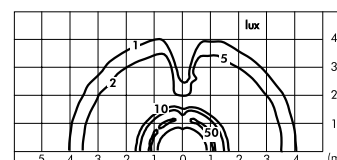
S.4190

For lamp TC-TEL 18W Gx24q-2 1200lm
 Rated luminaire luminous flux 180lm
 Rated input power 22W



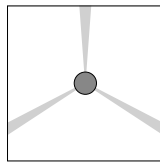
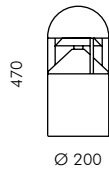
S.4191

For lamp HIT-CRI 35W G12 3300lm
 Rated luminaire luminous flux 627lm
 Rated input power 44W



COLUMN Ø 200 mm rounded head

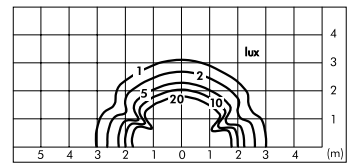
Column H 470 mm



S.4186



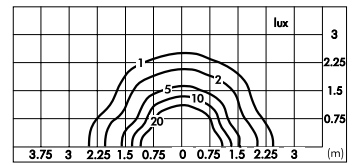
For lamp HIT-CE/S 70W E27 6300lm
 Rated luminaire luminous flux 2268lm
 Rated input power 84W



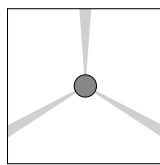
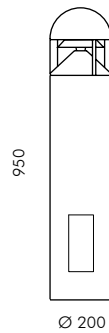
S.4189



For lamp TC-TEL 26W Gx24q-3 1800lm
 Rated luminaire luminous flux 468lm
 Rated input power 31W



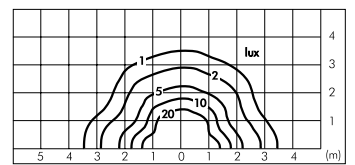
Column H 950 mm



S.4185



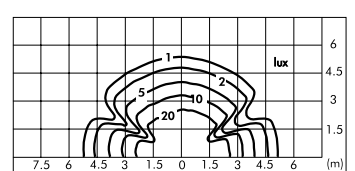
For lamp TC-TEL 26W Gx24q-3 1800lm
 Rated luminaire luminous flux 468lm
 Rated input power 31W



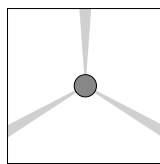
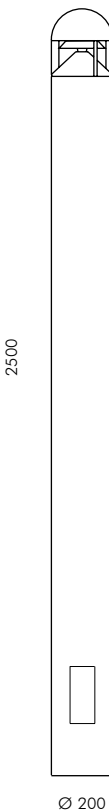
S.4188



For lamp HIT-CE/S 70W E27 6300lm
 Rated luminaire luminous flux 2268lm
 Rated input power 84W



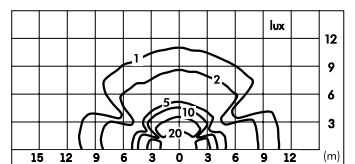
Column H 2500 mm



S.4184

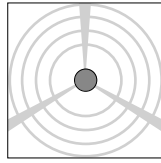
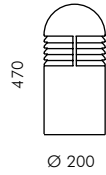


For lamp HIT-CE/S 70W E27 6300lm
 Rated luminaire luminous flux 2268lm
 Rated input power 84W



COLUMN \varnothing 200 mm rounded head 45°

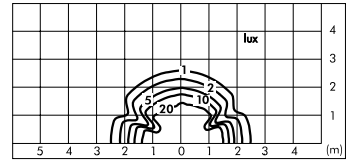
Column H 470 mm



S.4196



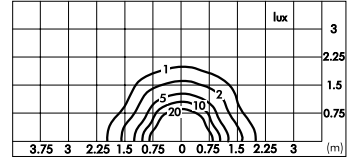
For lamp HIT-CE/S 70W E27 6300lm
Rated luminaire luminous flux 1512lm
Rated input power 84W



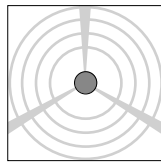
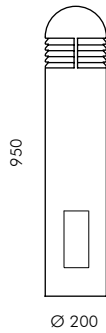
S.4199



For lamp TC-TEL 26W Gx24q-3 1800lm
Rated luminaire luminous flux 324lm
Rated input power 31W



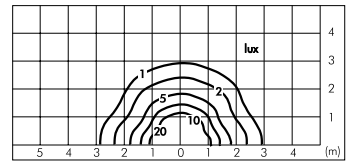
Column H 950 mm



S.4195



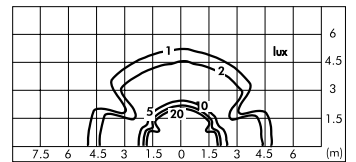
For lamp TC-TEL 26W Gx24q-3 1800lm
Rated luminaire luminous flux 324lm
Rated input power 31W



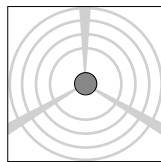
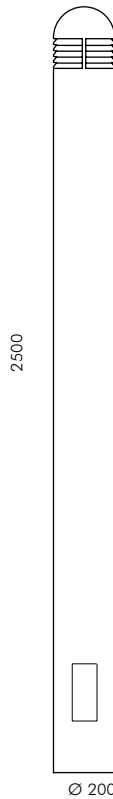
S.4198



For lamp HIT-CE/S 70W E27 6300lm
Rated luminaire luminous flux 1512lm
Rated input power 84W



Column H 2500 mm



S.4194



For lamp HIT-CE/S 70W E27 6300lm
Rated luminaire luminous flux 1512lm
Rated input power 84W

