

SIMES

luce per l'architettura

Zip comfort,
quality light
for outdoor.







Zip Comfort

Walk-over


ZIP, the in-ground walk-over family, becomes COMFORT. It has constantly evolved to achieve greater and more precise lighting control and high performance in terms of flux and efficiency. ZIP COMFORT is the right answer to the most difficult architectural challenges thanks to the availability of many different combinations.


Two different shapes, round and square.

Four sizes.

Two surface finishing of the ring, stainless steel or black painted aluminum.

Four different beam angles, from the soft and diffused effect of the etched glass versions, to the narrow or asymmetrical beam, obtained through modular optical systems of single lenses and cowels, to the wide beam of the optics with reflector and COB LED.





Color Temperature

The selection of the Colour Temperature in a lighting project depends on the characteristics of the surroundings and of the subject to light up. Nature shows how the color of light constantly changes throughout the day.

The Zip Comfort family offers to the lighting designer a range of useful possibilities to recreate the desired effect. It is available in **three different color temperature variants:**

- 4000K (code N)
- 3000K (code W)
- 2700K (code H)

We must consider that the luminous efficiency is also determined by colour temperature. Warm light has lower efficiency than cold light.

Color Rendering Index

The colour rendering index or CRI is a very important characteristic that needs to be considered as it indicates the ability of a light source to reveal different colours, tones and colour shades of objects in the most realistic and natural fashion. For outdoor lighting applications a CRI of 70 or 80 is often used as it is wrongly assumed that a lower colour rendering index is sufficient for outdoor lighting. Simes believes that our private outdoor spaces are simply an extension of our indoor living areas. These areas therefore require superior colour rendering index levels even at the cost of luminous efficiency. A high colour rendering index (CRI>90) corresponds to a lower luminous efficiency.

All versions of the ZIP COMFORT family are equipped with LED sources with CRI>90.

Visual comfort and adjustable optic

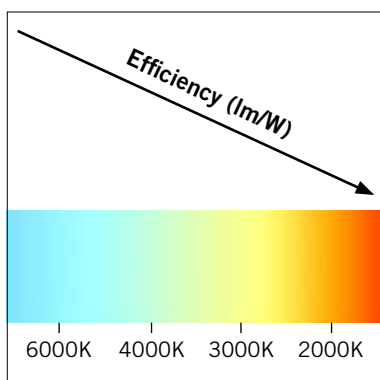
LEDs are light sources with extremely small dimensions and high luminance. If not properly managed, they cause an annoying glare. Though the use of lenses, reflectors and anti glare cowls, the lm/W ratio is marginally sacrificed but light is emitted where it is needed and how it is needed, greatly improving visual comfort and cutting the unwanted portion of light.

Zip comes today with a renewed look thanks to the introduction of the **COMFORT OPTIC**: a sophisticated optical systems able to considerably reduce glare thanks to the retracted position of the LED.

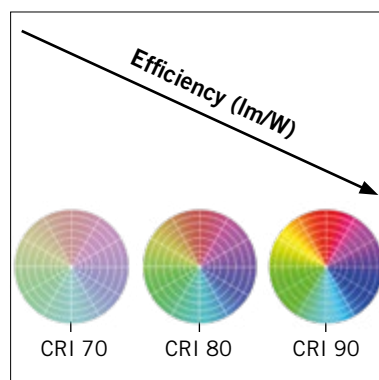
The adjustable optic can direct the light in the required direction modulating the desired luminous effect. The maximum inclination angle is:

- +/- 15° in narrow and wide beam versions
- +/- 5° in asymmetrical beam versions

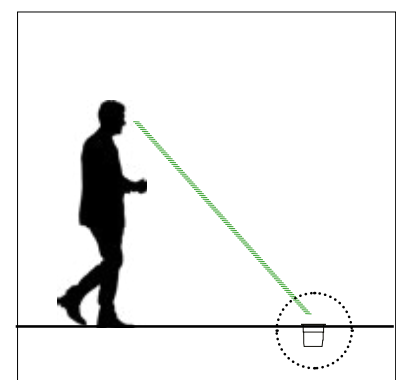
Color Temperature (K)




Color Rendering Index (CRI)

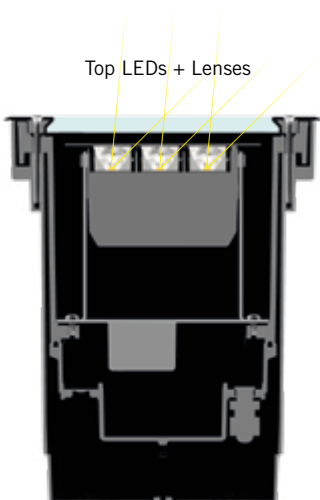
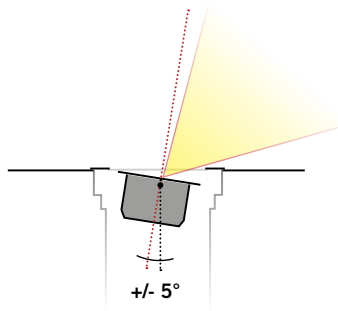


Visual comfort

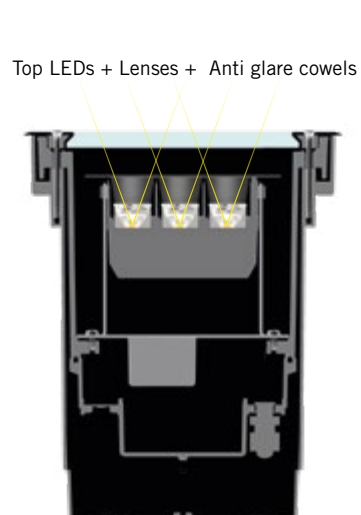
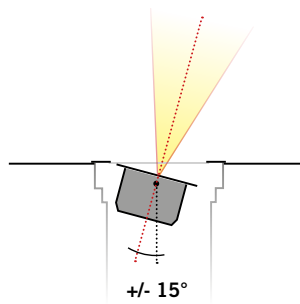




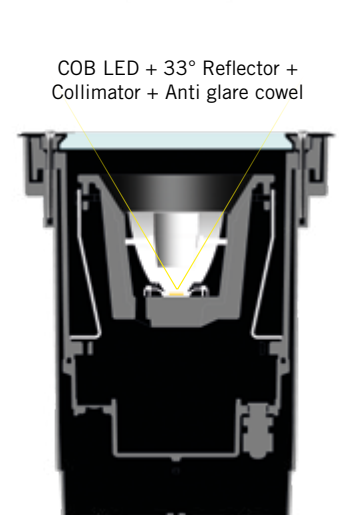
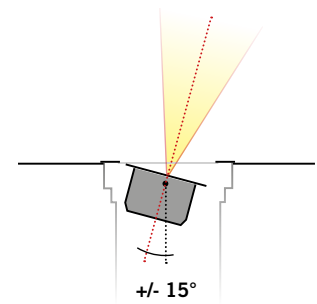
Adjustable optic +/- 5°
Asymmetrical beam



Adjustable optic +/- 15° Comfort
12° Narrow beam



Adjustable optic +/- 15° Comfort
33° Wide beam





Mazzarelli Creative Resort, Polignano a Mare Bari, Italy - Arch. Palma Librato

ZIP ROUND COMFORT Walk-over

Die-cast EN AB-44100 aluminium housing with high corrosion resistance.
 Marine grade stainless steel AISI 316L front trim 2 mm thick or aluminium.
 Toughened glass diffuser
 8mm thick for Microzip,
 8mm thick for Minizip,
 10mm thick for Zip,
 12mm thick for Megazip.
 Stainless steel screws.
 Pre-wired luminaire with neoprene cable and connector.
 Recessing box in polypropylene.
 Silicone gaskets.
Double powder paint.

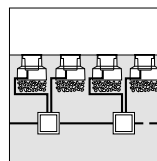
Maximum weight 1000 Kg

Protection class
 IP65 / IP67

Isolation class
 CLASS I ⊕

Mechanical resistance
 IK 09

For the latest technical information and luminaire updates with LED technology please refer to www.simes.it



The recessing box must be placed at ground level.
 20 cm drainage gravel must be used under the recessing box to allow easy water evacuation.
 Connection to the main line has to be done into junction boxes.



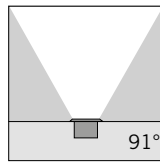
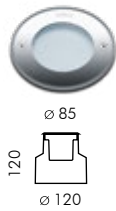
S.5506

4 way connector for through wiring (in/out). Only for Minizip, Zip and Megazip.

Finishing:

- Black (code. 09)
- Stainless steel (code. 19)

Acid - Etched Glass



S.8814N.19

1 HIGH-POWER LED **4000K** CRI90 115lm
Rated luminaire luminous flux 21lm

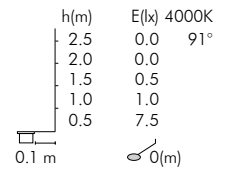
S.8814W.19

1 HIGH-POWER LED **3000K** CRI90 105lm
Rated luminaire luminous flux 20lm

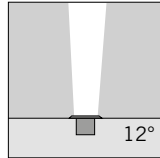
S.8814H.19

1 HIGH-POWER LED **2700K** CRI90 100lm
Rated luminaire luminous flux 19lm

Rated input power 2,2W
220V-240V AC 50/60Hz / DC Not Dimmable
Led position fixed



Transparent glass



S.8811N.19

1 HIGH-POWER LED **4000K** CRI90 235lm
Rated luminaire luminous flux 183lm

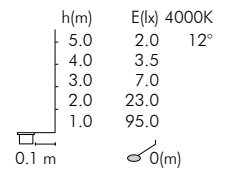
S.8811W.19

1 HIGH-POWER LED **3000K** CRI90 215lm
Rated luminaire luminous flux 168lm

S.8811H.19

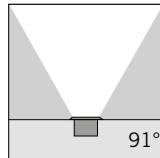
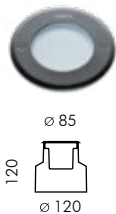
1 HIGH-POWER LED **2700K** CRI90 205lm
Rated luminaire luminous flux 160lm

Rated input power 3,6W
220V-240V AC 50/60Hz / DC Not Dimmable
Adjustable $\pm 15^\circ$ optic
Computer-simulated photometrics
Beam lenses available on request with no surcharge: 34°, 65° and 10°x44°
T 37°C



MICROZIP ROUND COMFORT **Aluminium front trim**

Acid - Etched Glass



S.7814N

1 HIGH-POWER LED **4000K** CRI90 115lm
Rated luminaire luminous flux 21lm

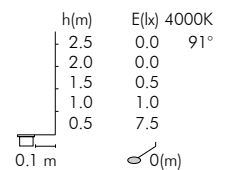
S.7814W

1 HIGH-POWER LED **3000K** CRI90 105lm
Rated luminaire luminous flux 20lm

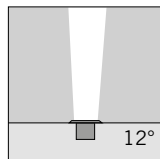
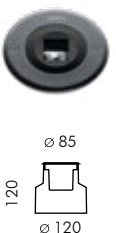
S.7814H

1 HIGH-POWER LED **2700K** CRI90 100lm
Rated luminaire luminous flux 19lm

Rated input power 2,2W
220V-240V AC 50/60Hz / DC Not Dimmable
Led position fixed



Transparent glass



S.7811N

1 HIGH-POWER LED **4000K** CRI90 235lm
Rated luminaire luminous flux 183lm

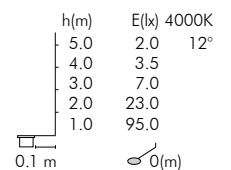
S.7811W

1 HIGH-POWER LED **3000K** CRI90 215lm
Rated luminaire luminous flux 168lm

S.7811H

1 HIGH-POWER LED **2700K** CRI90 205lm
Rated luminaire luminous flux 160lm

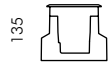
Rated input power 3,6W
220V-240V AC 50/60Hz / DC Not Dimmable
Adjustable $\pm 15^\circ$ optic
Computer-simulated photometrics
Beam lenses available on request with no surcharge: 34°, 65° and 10°x44°
T 37°C



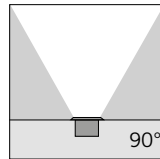
Acid - Etched Glass



∅ 130



∅ 165




S.8805N.19
HIGH-POWER LED **4000K** CRI90 150lm
Rated luminaire luminous flux 38lm

S.8805W.19
HIGH-POWER LED **3000K** CRI90 140lm
Rated luminaire luminous flux 35lm

S.8805H.19
HIGH-POWER LED **2700K** CRI90 133lm
Rated luminaire luminous flux 33lm

Rated input power 3W
220V-240V AC 50/60Hz / DC Not Dimmable
Led position fixed
T 37°C



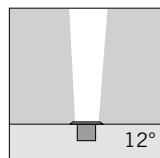
Transparent glass



∅ 130



∅ 165

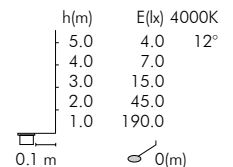


S.8831N.19
2 HIGH-POWER LED **4000K** CRI90 604lm
Rated luminaire luminous flux 453lm

S.8831W.19
2 HIGH-POWER LED **3000K** CRI90 552lm
Rated luminaire luminous flux 414lm

S.8831H.19
2 HIGH-POWER LED **2700K** CRI90 527lm
Rated luminaire luminous flux 395lm

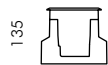
Rated input power 7,7W
220V-240V AC 50/60Hz / DC Not Dimmable
Adjustable $\pm 15^\circ$ optic
Computer-simulated photometrics
Beam lenses available on request with no surcharge: 65° and 10°x44°
T 37°C



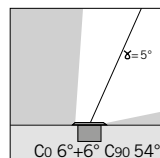
Transparent glass



∅ 130



∅ 165

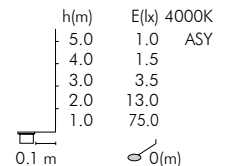


S.8832N.19
2 HIGH-POWER LED **4000K** CRI90 604lm
Rated luminaire luminous flux 483lm

S.8832W.19
2 HIGH-POWER LED **3000K** CRI90 552lm
Rated luminaire luminous flux 441lm

S.8832H.19
2 HIGH-POWER LED **2700K** CRI90 527lm
Rated luminaire luminous flux 421lm

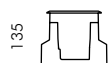
Rated input power 7,7W
220V-240V AC 50/60Hz / DC Not Dimmable
Adjustable $\pm 5^\circ$ optic
Computer-simulated photometrics
T 37°C



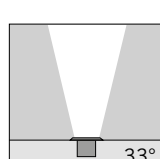
Transparent glass



∅ 130



∅ 165




S.8833N.19
1 COB LED **4000K** CRI90 696lm
Rated luminaire luminous flux 557lm

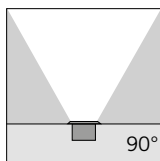
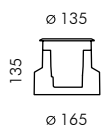
S.8833W.19
1 COB LED **3000K** CRI90 651lm
Rated luminaire luminous flux 521lm

S.8833H.19
1 COB LED **2700K** CRI90 621lm
Rated luminaire luminous flux 497lm

Rated input power 8,7W
220V-240V AC 50/60Hz / DC Not Dimmable
Adjustable $\pm 15^\circ$ optic
Computer-simulated photometrics
T 37°C



Acid - Etched Glass




S.7805N
HIGH-POWER LED **4000K** CRI90 150lm
Rated luminaire luminous flux 38lm

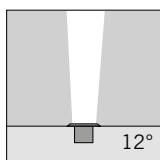
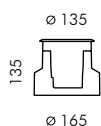
S.7805W
HIGH-POWER LED **3000K** CRI90 140lm
Rated luminaire luminous flux 35lm

S.7805H
HIGH-POWER LED **2700K** CRI90 133lm
Rated luminaire luminous flux 33lm

Rated input power 3W
220V-240V AC 50/60Hz / DC Not Dimmable
Led position fixed
T 37°C



Transparent glass




S.7831N
2 HIGH-POWER LED **4000K** CRI90 604lm
Rated luminaire luminous flux 453lm

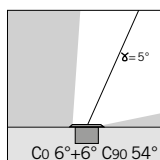
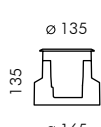
S.7831W
2 HIGH-POWER LED **3000K** CRI90 552lm
Rated luminaire luminous flux 414lm

S.7831H
2 HIGH-POWER LED **2700K** CRI90 527lm
Rated luminaire luminous flux 395lm

Rated input power 7,7W
220V-240V AC 50/60Hz / DC Not Dimmable
Adjustable $\pm 15^\circ$ optic
Computer-simulated photometrics
Beam lenses available on request with no surcharge: 65° and 10°x44°
T 37°C



Transparent glass

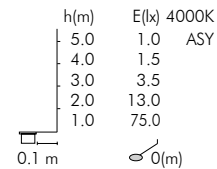


S.7832N
2 HIGH-POWER LED **4000K** CRI90 604lm
Rated luminaire luminous flux 483lm

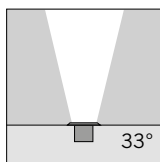
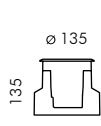
S.7832W
2 HIGH-POWER LED **3000K** CRI90 552lm
Rated luminaire luminous flux 441lm

S.7832H
2 HIGH-POWER LED **2700K** CRI90 527lm
Rated luminaire luminous flux 421lm

Rated input power 7,7W
220V-240V AC 50/60Hz / DC Not Dimmable
Adjustable $\pm 5^\circ$ optic
Computer-simulated photometrics
T 37°C



Transparent glass




S.7833N
1 COB LED **4000K** CRI90 696lm
Rated luminaire luminous flux 557lm

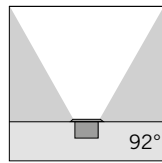
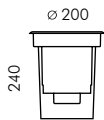
S.7833W
1 COB LED **3000K** CRI90 651lm
Rated luminaire luminous flux 521lm

S.7833H
1 COB LED **2700K** CRI90 621lm
Rated luminaire luminous flux 497lm

Rated input power 8,7W
220V-240V AC 50/60Hz / DC Not Dimmable
Adjustable $\pm 15^\circ$ optic
Computer-simulated photometrics
T 37°C



Acid - etched glass

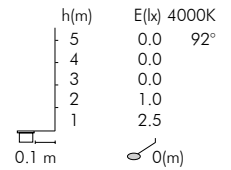


S.8864N.19
HIGH-POWER LED **4000K** CRI90 605lm
Rated luminaire luminous flux 66lm

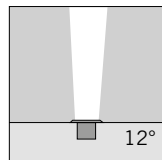
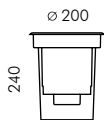
S.8864W.19
HIGH-POWER LED **3000K** CRI90 560lm
Rated luminaire luminous flux 60lm

S.8864H.19
HIGH-POWER LED **2700K** CRI90 532lm
Rated luminaire luminous flux 57lm

Rated input power 8W
220V-240V AC 50/60Hz / DC Not Dimmable
Led position fixed
Computer-simulated photometrics
T 35°C



Transparent glass

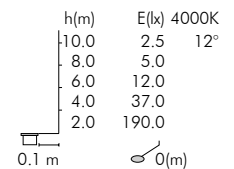


S.8891N.19
9 HIGH-POWER LED **4000K** CRI90 1660lm
Rated luminaire luminous flux 1237lm

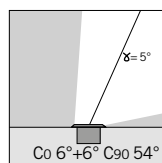
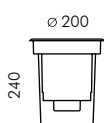
S.8891W.19
9 HIGH-POWER LED **3000K** CRI90 1520lm
Rated luminaire luminous flux 1132lm

S.8891H.19
9 HIGH-POWER LED **2700K** CRI90 1450lm
Rated luminaire luminous flux 1080lm

Rated input power 16,6W
220V-240V AC 50/60Hz / DC Not Dimmable
Adjustable $\pm 15^\circ$ optic
Computer-simulated photometrics
Beam lenses available on request with no surcharge: 65° and 10°x44°
T 37°C



Transparent glass

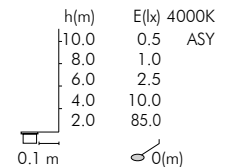


S.8892N.19
9 HIGH-POWER LED **4000K** CRI90 1660lm
Rated luminaire luminous flux 1328lm

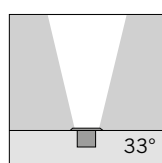
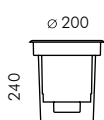
S.8892W.19
9 HIGH-POWER LED **3000K** CRI90 1520lm
Rated luminaire luminous flux 1216lm

S.8892H.19
9 HIGH-POWER LED **2700K** CRI90 1450lm
Rated luminaire luminous flux 1160lm

Rated input power 16,6W
220V-240V AC 50/60Hz / DC Not Dimmable
Adjustable $\pm 5^\circ$ optic
Computer-simulated photometrics
T 37°C



Transparent glass

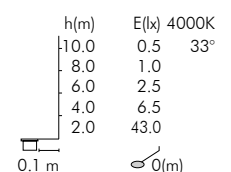


S.8893N.19
1 COB LED **4000K** CRI90 1544lm
Rated luminaire luminous flux 1081lm

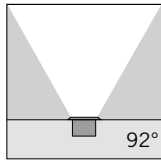
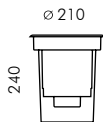
S.8893W.19
1 COB LED **3000K** CRI90 1522lm
Rated luminaire luminous flux 1066lm

S.8893H.19
1 COB LED **2700K** CRI90 1449lm
Rated luminaire luminous flux 1023lm

Rated input power 15,2W
220V-240V AC 50/60Hz / DC Not Dimmable
Adjustable $\pm 15^\circ$ optic
Computer-simulated photometrics
T 37°C



Acid - etched glass

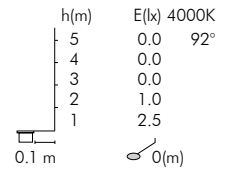


S.7864N
HIGH-POWER LED **4000K** CRI90 605lm
Rated luminaire luminous flux 66lm

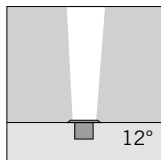
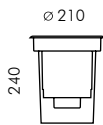
S.7864W
HIGH-POWER LED **3000K** CRI90 560lm
Rated luminaire luminous flux 60lm

S.7864H
HIGH-POWER LED **2700K** CRI90 532lm
Rated luminaire luminous flux 57lm

Rated input power 8W
220V-240V AC 50/60Hz / DC Not Dimmable
Led position fixed
Computer-simulated photometrics
T 35°C



Transparent glass

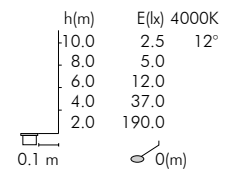


S.7891N
9 HIGH-POWER LED **4000K** CRI90 1660lm
Rated luminaire luminous flux 1237lm

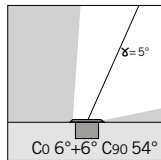
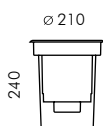
S.7891W
9 HIGH-POWER LED **3000K** CRI90 1520lm
Rated luminaire luminous flux 1132lm

S.7891H
9 HIGH-POWER LED **2700K** CRI90 1450lm
Rated luminaire luminous flux 1080lm

Rated input power 16,6W
220V-240V AC 50/60Hz / DC Not Dimmable
Adjustable ±15° optic
Computer-simulated photometrics
Beam lenses available on request with no surcharge: 65° and 10°x44°
T 37°C



Transparent glass

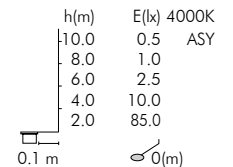


S.7892N
9 HIGH-POWER LED **4000K** CRI90 1660lm
Rated luminaire luminous flux 1328lm

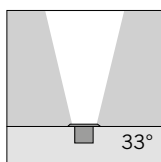
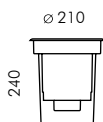
S.7892W
9 HIGH-POWER LED **3000K** CRI90 1520lm
Rated luminaire luminous flux 1216lm

S.7892H
9 HIGH-POWER LED **2700K** CRI90 1450lm
Rated luminaire luminous flux 1160lm

Rated input power 16,6W
220V-240V AC 50/60Hz / DC Not Dimmable
Adjustable ±5° optic
Computer-simulated photometrics
T 37°C



Transparent glass

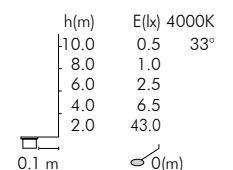


S.7893N
1 COB LED **4000K** CRI90 1544lm
Rated luminaire luminous flux 1081lm

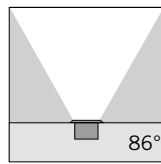
S.7893W
1 COB LED **3000K** CRI90 1522lm
Rated luminaire luminous flux 1066lm

S.7893H
1 COB LED **2700K** CRI90 1449lm
Rated luminaire luminous flux 1023lm

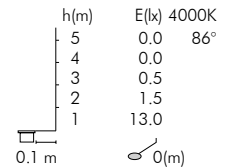
Rated input power 15,2W
220V-240V AC 50/60Hz / DC Not Dimmable
Adjustable ±15° optic
Computer-simulated photometrics
T 37°C



Acid - etched glass

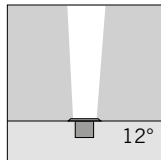
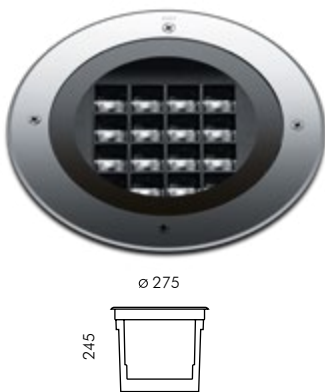


- S.8568N.19**
HIGH-POWER LED **4000K** CRI90 1070lm
Rated luminaire luminous flux 269lm
- S.8568W.19**
HIGH-POWER LED **3000K** CRI90 1050lm
Rated luminaire luminous flux 261lm
- S.8568H.19**
HIGH-POWER LED **2700K** CRI90 997lm
Rated luminaire luminous flux 248lm

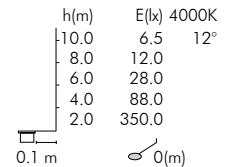


Rated input power 11W
220V-240V AC 50/60Hz Not Dimmable
Led position fixed
T 40°C

Transparent glass

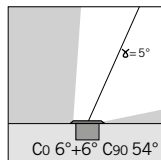


- S.8500N.19**
16 HIGH-POWER LED **4000K** CRI90 3490lm
Rated luminaire luminous flux 2782lm
- S.8500W.19**
16 HIGH-POWER LED **3000K** CRI90 3194lm
Rated luminaire luminous flux 2546lm
- S.8500H.19**
16 HIGH-POWER LED **2700K** CRI90 3045lm
Rated luminaire luminous flux 2427lm

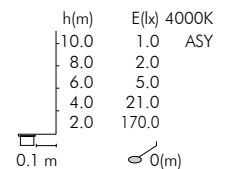


Rated input power 33,5W
220V-240V AC 50/60Hz / DC Not Dimmable
Adjustable ±15° optic
Computer-simulated photometrics
Beam lenses available on request with no surcharge: 65° and 10°x44°
T 37°C

Transparent glass

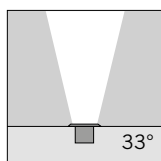


- S.8501N.19**
16 HIGH-POWER LED **4000K** CRI90 3490lm
Rated luminaire luminous flux 2792lm
- S.8501W.19**
16 HIGH-POWER LED **3000K** CRI90 3194lm
Rated luminaire luminous flux 2555lm
- S.8501H.19**
16 HIGH-POWER LED **2700K** CRI90 3045lm
Rated luminaire luminous flux 2436lm

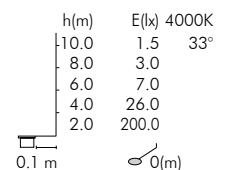


Rated input power 33,5W
220V-240V AC 50/60Hz / DC Not Dimmable
Adjustable ±5° optic
Computer-simulated photometrics
T 37°C

Transparent glass

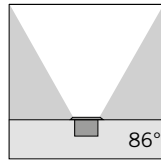


- S.8502N.19**
1 COB LED **4000K** CRI90 3496lm
Rated luminaire luminous flux 2817lm
- S.8502W.19**
1 COB LED **3000K** CRI90 3445lm
Rated luminaire luminous flux 2776lm
- S.8502H.19**
1 COB LED **2700K** CRI90 3315lm
Rated luminaire luminous flux 2671lm



Rated input power 33,2W
220V-240V AC 50/60Hz / DC Not Dimmable
Adjustable ±15° optic
Computer-simulated photometrics
T 37°C

Acid - etched glass

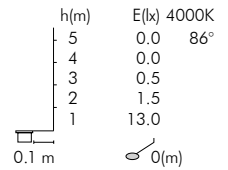


S.8578N
HIGH-POWER LED **4000K** CRI90 1070lm
Rated luminaire luminous flux 269lm

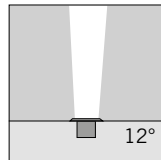
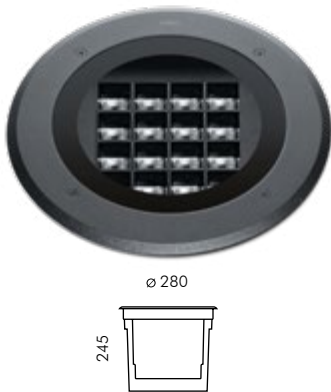
S.8578W
HIGH-POWER LED **3000K** CRI90 1050lm
Rated luminaire luminous flux 261lm

S.8578H
HIGH-POWER LED **2700K** CRI90 997lm
Rated luminaire luminous flux 248lm

Rated input power 11W
220V-240V AC 50/60Hz Not Dimmable
Led position fixed
T 40°C



Transparent glass




S.8570N
16 HIGH-POWER LED **4000K** CRI90 3490lm
Rated luminaire luminous flux 2782lm

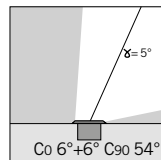
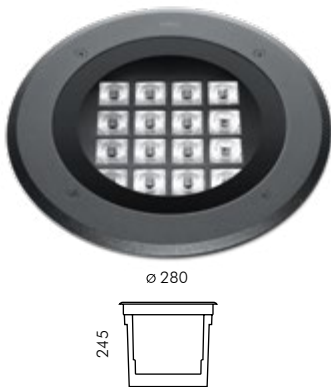
S.8570W
16 HIGH-POWER LED **3000K** CRI90 3194lm
Rated luminaire luminous flux 2546lm

S.8570H
16 HIGH-POWER LED **2700K** CRI90 3045lm
Rated luminaire luminous flux 2427lm

Rated input power 33,5W
220V-240V AC 50/60Hz / DC Not Dimmable
Adjustable $\pm 15^\circ$ optic
Computer-simulated photometrics
Beam lenses available on request with no surcharge: 65° and 10°x44°
T 37°C



Transparent glass

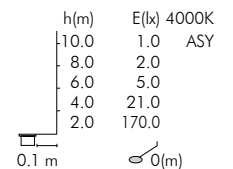


S.8571N
16 HIGH-POWER LED **4000K** CRI90 3490lm
Rated luminaire luminous flux 2792lm

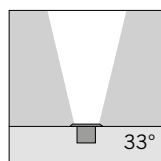
S.8571W
16 HIGH-POWER LED **3000K** CRI90 3194lm
Rated luminaire luminous flux 2555lm

S.8571H
16 HIGH-POWER LED **2700K** CRI90 3045lm
Rated luminaire luminous flux 2436lm

Rated input power 33,5W
220V-240V AC 50/60Hz / DC Not Dimmable
Adjustable $\pm 5^\circ$ optic
Computer-simulated photometrics
T 37°C



Transparent glass

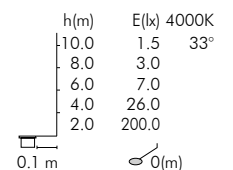


S.8572N
1 COB LED **4000K** CRI90 3496lm
Rated luminaire luminous flux 2817lm

S.8572W
1 COB LED **3000K** CRI90 3445lm
Rated luminaire luminous flux 2776lm

S.8572H
1 COB LED **2700K** CRI90 3315lm
Rated luminaire luminous flux 2671lm

Rated input power 33,2W
220V-240V AC 50/60Hz / DC Not Dimmable
Adjustable $\pm 15^\circ$ optic
Computer-simulated photometrics
T 37°C





Kilden Concert Hall, Kristiansand, Norway © ph. Halvor Gudim / Fagenhult AS





ZIP SQUARE COMFORT Walk-over

Die-cast EN AB-44100 aluminium housing with high corrosion resistance.
 Marine grade stainless steel AISI 316L front trim 2 mm thick or aluminium.
 Toughened glass diffuser
 8mm thick for Microzip,
 8mm thick for Minizip,
 10mm thick for Zip,
 12mm thick for Megazip.
 Stainless steel screws.
 Pre-wired luminaire with neoprene cable and connector.
 Recessing box in polypropylene.
 Silicone gaskets.
Double powder paint.

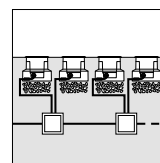
Maximum weight 1000 Kg

Protection class
 IP65 / IP67

Isolation class
 CLASS I ⊕

Mechanical resistance
 IK 09

For the latest technical information and luminaire updates with LED technology please refer to www.simes.it



The recessing box must be placed at ground level.
 20 cm drainage gravel must be used under the recessing box to allow easy water evacuation.
 Connection to the main line has to be done into junction boxes.



S.5506

4 way connector for through wiring (in/out). Only for Minizip, Zip and Megazip.

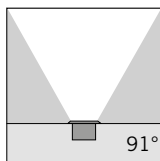
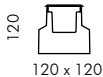
Finishing:

- Black (code. 09)
- Stainless steel (code. 19)

Acid - Etched Glass



85 x 85



91°

S.8819N.19

1 HIGH-POWER LED **4000K** CRI90 115lm
Rated luminaire luminous flux 21lm


S.8819W.19

1 HIGH-POWER LED **3000K** CRI90 105lm
Rated luminaire luminous flux 20lm

S.8819H.19

1 HIGH-POWER LED **2700K** CRI90 100lm
Rated luminaire luminous flux 19lm

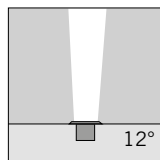
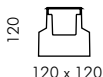
Rated input power 2,2W
220V-240V AC 50/60Hz / DC Not Dimmable
Led position fixed



Transparent glass



85 x 85



12°

S.8815N.19

1 HIGH-POWER LED **4000K** CRI90 235lm
Rated luminaire luminous flux 183lm


S.8815W.19

1 HIGH-POWER LED **3000K** CRI90 215lm
Rated luminaire luminous flux 168lm

S.8815H.19

1 HIGH-POWER LED **2700K** CRI90 205lm
Rated luminaire luminous flux 160lm

Rated input power 3,6W
220V-240V AC 50/60Hz / DC Not Dimmable
Adjustable ±15° optic
Computer-simulated photometrics
Beam lenses available on request with no surcharge: 34°, 65° and 10°x44°
T 37°C

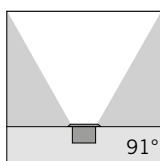
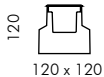


MICROZIP SQUARE COMFORT **Aluminium front trim**

Acid - Etched Glass



85 x 85



91°

S.7819N

1 HIGH-POWER LED **4000K** CRI90 115lm
Rated luminaire luminous flux 21lm


S.7819W

1 HIGH-POWER LED **3000K** CRI90 105lm
Rated luminaire luminous flux 20lm

S.7819H

1 HIGH-POWER LED **2700K** CRI90 100lm
Rated luminaire luminous flux 19lm

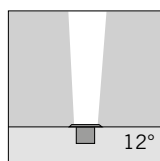
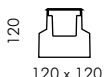
Rated input power 2,2W
220V-240V AC 50/60Hz / DC Not Dimmable
Led position fixed



Transparent glass



85 x 85



12°

S.7815N

1 HIGH-POWER LED **4000K** CRI90 235lm
Rated luminaire luminous flux 183lm


S.7815W

1 HIGH-POWER LED **3000K** CRI90 215lm
Rated luminaire luminous flux 168lm

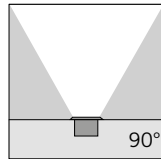
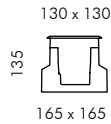
S.7815H

1 HIGH-POWER LED **2700K** CRI90 205lm
Rated luminaire luminous flux 160lm

Rated input power 3,6W
220V-240V AC 50/60Hz / DC Not Dimmable
Adjustable ±15° optic
Computer-simulated photometrics
Beam lenses available on request with no surcharge: 34°, 65° and 10°x44°
T 37°C



Acid - Etched Glass



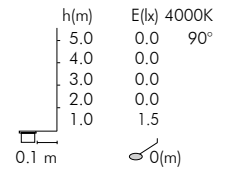
S.8825N.19
HIGH-POWER LED **4000K** CRI90 150lm
Rated luminaire luminous flux 38lm

S.8825W.19
HIGH-POWER LED **3000K** CRI90 140lm
Rated luminaire luminous flux 35lm

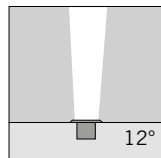
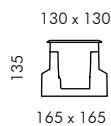
S.8825H.19
HIGH-POWER LED **2700K** CRI90 133lm
Rated luminaire luminous flux 33lm

Rated input power 3W
220V-240V AC 50/60Hz / DC Not Dimmable
Led position fixed

T 37°C



Transparent glass



S.8835N.19
4 HIGH-POWER LED **4000K** CRI90 671lm
Rated luminaire luminous flux 544lm


S.8835W.19
4 HIGH-POWER LED **3000K** CRI90 614lm
Rated luminaire luminous flux 497lm

S.8835H.19
4 HIGH-POWER LED **2700K** CRI90 584lm
Rated luminaire luminous flux 473lm

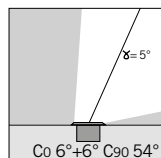
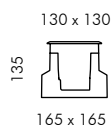
Rated input power 7,1W
220V-240V AC 50/60Hz / DC Not Dimmable
Adjustable $\pm 15^\circ$ optic
Computer-simulated photometrics

Beam lenses available on request with no surcharge: 65° and 10°x44°

T 37°C



Transparent glass



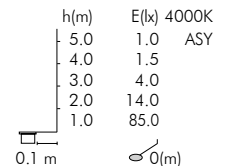
S.8836N.19
4 HIGH-POWER LED **4000K** CRI90 671lm
Rated luminaire luminous flux 571lm

S.8836W.19
4 HIGH-POWER LED **3000K** CRI90 614lm
Rated luminaire luminous flux 520lm

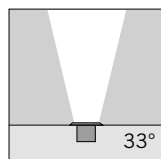
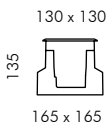
S.8836H.19
4 HIGH-POWER LED **2700K** CRI90 584lm
Rated luminaire luminous flux 496lm

Rated input power 7,1W
220V-240V AC 50/60Hz / DC Not Dimmable
Adjustable $\pm 5^\circ$ optic
Computer-simulated photometrics

T 37°C



Transparent glass



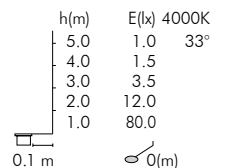
S.8837N.19
1 COB LED **4000K** CRI90 696lm
Rated luminaire luminous flux 557lm

S.8837W.19
1 COB LED **3000K** CRI90 651lm
Rated luminaire luminous flux 521lm

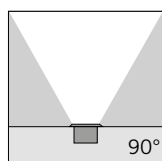
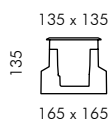
S.8837H.19
1 COB LED **2700K** CRI90 621lm
Rated luminaire luminous flux 497lm

Rated input power 8,7W
220V-240V AC 50/60Hz / DC Not Dimmable
Adjustable $\pm 15^\circ$ optic
Computer-simulated photometrics

T 37°C



Acid - Etched Glass




S.7825N
HIGH-POWER LED **4000K** CRI90 150lm
Rated luminaire luminous flux 38lm

S.7825W
HIGH-POWER LED **3000K** CRI90 140lm
Rated luminaire luminous flux 35lm

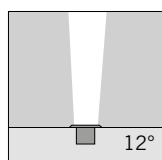
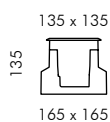
S.7825H
HIGH-POWER LED **2700K** CRI90 133lm
Rated luminaire luminous flux 33lm

Rated input power 3W
220V-240V AC 50/60Hz / DC Not Dimmable
Led position fixed

T 37°C



Transparent glass



S.7835N
4 HIGH-POWER LED **4000K** CRI90 671lm
Rated luminaire luminous flux 544lm


S.7835W
4 HIGH-POWER LED **3000K** CRI90 614lm
Rated luminaire luminous flux 497lm

S.7835H
4 HIGH-POWER LED **2700K** CRI90 584lm
Rated luminaire luminous flux 473lm

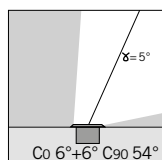
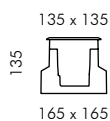
Rated input power 7,1W
220V-240V AC 50/60Hz / DC Not Dimmable
Adjustable $\pm 15^\circ$ optic
Computer-simulated photometrics

Beam lenses available on request with no surcharge: 65° and 10°x44°

T 37°C



Transparent glass




S.7836N
4 HIGH-POWER LED **4000K** CRI90 671lm
Rated luminaire luminous flux 571lm

S.7836W
4 HIGH-POWER LED **3000K** CRI90 614lm
Rated luminaire luminous flux 520lm

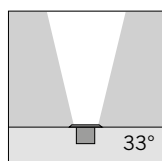
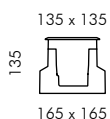
S.7836H
4 HIGH-POWER LED **2700K** CRI90 584lm
Rated luminaire luminous flux 496lm

Rated input power 7,1W
220V-240V AC 50/60Hz / DC Not Dimmable
Adjustable $\pm 5^\circ$ optic
Computer-simulated photometrics

T 37°C



Transparent glass




S.7837N
1 COB LED **4000K** CRI90 696lm
Rated luminaire luminous flux 557lm

S.7837W
1 COB LED **3000K** CRI90 651lm
Rated luminaire luminous flux 521lm

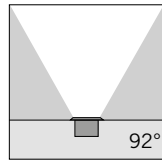
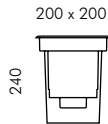
S.7837H
1 COB LED **2700K** CRI90 621lm
Rated luminaire luminous flux 497lm

Rated input power 8,7W
220V-240V AC 50/60Hz / DC Not Dimmable
Adjustable $\pm 15^\circ$ optic
Computer-simulated photometrics

T 37°C



Acid - etched glass

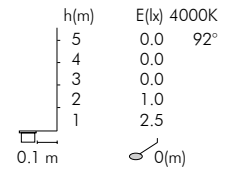


S.8884N.19
HIGH-POWER LED **4000K** CRI90 605lm
Rated luminaire luminous flux 66lm

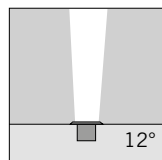
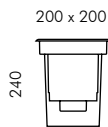
S.8884W.19
HIGH-POWER LED **3000K** CRI90 560lm
Rated luminaire luminous flux 60lm

S.8884H.19
HIGH-POWER LED **2700K** CRI90 532lm
Rated luminaire luminous flux 57lm

Rated input power 8W
220V-240V AC 50/60Hz / DC Not Dimmable
Led position fixed
Computer-simulated photometrics
T 35°C



Transparent glass

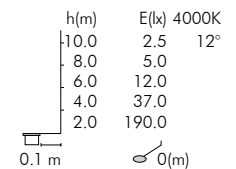


S.8895N.19
9 HIGH-POWER LED **4000K** CRI90 1660lm
Rated luminaire luminous flux 1237lm

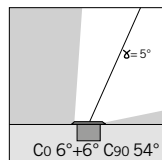
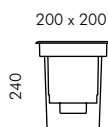
S.8895W.19
9 HIGH-POWER LED **3000K** CRI90 1520lm
Rated luminaire luminous flux 1132lm

S.8895H.19
9 HIGH-POWER LED **2700K** CRI90 1450lm
Rated luminaire luminous flux 1080lm

Rated input power 16,6W
220V-240V AC 50/60Hz / DC Not Dimmable
Adjustable $\pm 15^\circ$ optic
Computer-simulated photometrics
Beam lenses available on request with no surcharge: 65° and 10°x44°
T 37°C



Transparent glass

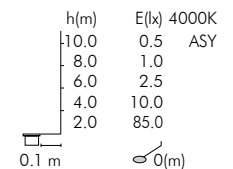


S.8896N.19
9 HIGH-POWER LED **4000K** CRI90 1660lm
Rated luminaire luminous flux 1328lm

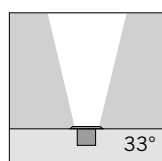
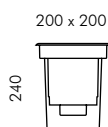
S.8896W.19
9 HIGH-POWER LED **3000K** CRI90 1520lm
Rated luminaire luminous flux 1216lm

S.8896H.19
9 HIGH-POWER LED **2700K** CRI90 1450lm
Rated luminaire luminous flux 1160lm

Rated input power 16,6W
220V-240V AC 50/60Hz / DC Not Dimmable
Adjustable $\pm 5^\circ$ optic
Computer-simulated photometrics
T 37°C



Transparent glass




S.8897N.19
1 COB LED **4000K** CRI90 1544lm
Rated luminaire luminous flux 1081lm

S.8897W.19
1 COB LED **3000K** CRI90 1522lm
Rated luminaire luminous flux 1066lm

S.8897H.19
1 COB LED **2700K** CRI90 1449lm
Rated luminaire luminous flux 1023lm

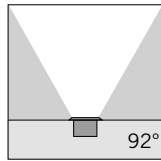
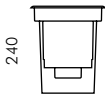
Rated input power 15,2W
220V-240V AC 50/60Hz / DC Not Dimmable
Adjustable $\pm 15^\circ$ optic
Computer-simulated photometrics
T 37°C



Acid - etched glass



210 x 210



S.7884N

HIGH-POWER LED **4000K** CRI90 605lm
Rated luminaire luminous flux 66lm

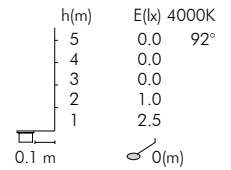
S.7884W

HIGH-POWER LED **3000K** CRI90 560lm
Rated luminaire luminous flux 60lm

S.7884H

HIGH-POWER LED **2700K** CRI90 532lm
Rated luminaire luminous flux 57lm

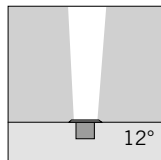
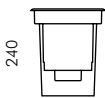
Rated input power 8W
220V-240V AC 50/60Hz / DC Not Dimmable
Led position fixed
Computer-simulated photometrics
T 35°C



Transparent glass



210 x 210



S.7895N

9 HIGH-POWER LED **4000K** CRI90 1660lm
Rated luminaire luminous flux 1237lm

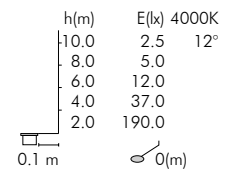
S.7895W

9 HIGH-POWER LED **3000K** CRI90 1520lm
Rated luminaire luminous flux 1132lm

S.7895H

9 HIGH-POWER LED **2700K** CRI90 1450lm
Rated luminaire luminous flux 1080lm

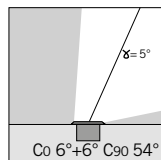
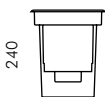
Rated input power 16,6W
220V-240V AC 50/60Hz / DC Not Dimmable
Adjustable ±15° optic
Computer-simulated photometrics
Beam lenses available on request with no surcharge: 65° and 10°x44°
T 37°C



Transparent glass



210 x 210



S.7896N

9 HIGH-POWER LED **4000K** CRI90 1660lm
Rated luminaire luminous flux 1328lm

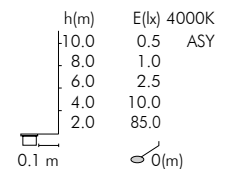
S.7896W

9 HIGH-POWER LED **3000K** CRI90 1520lm
Rated luminaire luminous flux 1216lm

S.7896H

9 HIGH-POWER LED **2700K** CRI90 1450lm
Rated luminaire luminous flux 1160lm

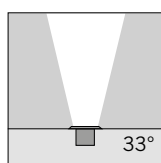
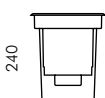
Rated input power 16,6W
220V-240V AC 50/60Hz / DC Not Dimmable
Adjustable ±5° optic
Computer-simulated photometrics
T 37°C



Transparent glass



210 x 210



S.7897N

1 COB LED **4000K** CRI90 1544lm
Rated luminaire luminous flux 1081lm

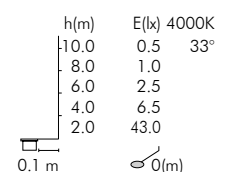
S.7897W

1 COB LED **3000K** CRI90 1522lm
Rated luminaire luminous flux 1066lm

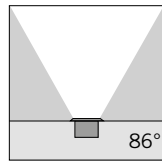
S.7897H

1 COB LED **2700K** CRI90 1449lm
Rated luminaire luminous flux 1023lm

Rated input power 15,2W
220V-240V AC 50/60Hz / DC Not Dimmable
Adjustable ±15° optic
Computer-simulated photometrics
T 37°C



Acid - etched glass

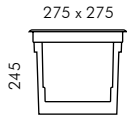
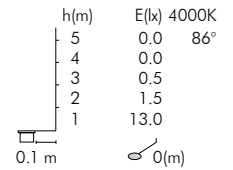


S.8588N.19
HIGH-POWER LED **4000K** CRI90 1070lm
Rated luminaire luminous flux 269lm

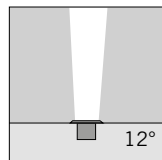
S.8588W.19
HIGH-POWER LED **3000K** CRI90 1050lm
Rated luminaire luminous flux 261lm

S.8588H.19
HIGH-POWER LED **2700K** CRI90 997lm
Rated luminaire luminous flux 248lm

Rated input power 11W
220V-240V AC 50/60Hz Not Dimmable
Led position fixed
T 40°C



Transparent glass

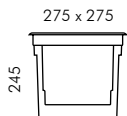
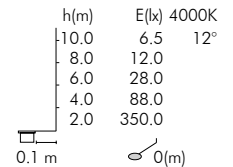


S.8580N.19
16 HIGH-POWER LED **4000K** CRI90 3490lm
Rated luminaire luminous flux 2782lm

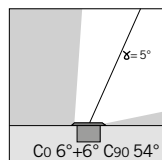
S.8580W.19
16 HIGH-POWER LED **3000K** CRI90 3194lm
Rated luminaire luminous flux 2546lm

S.8580H.19
16 HIGH-POWER LED **2700K** CRI90 3045lm
Rated luminaire luminous flux 2427lm

Rated input power 33,5W
220V-240V AC 50/60Hz / DC Not Dimmable
Adjustable $\pm 15^\circ$ optic
Computer-simulated photometrics
Beam lenses available on request with no surcharge: 65° and 10°x44°
T 37°C



Transparent glass

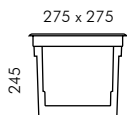
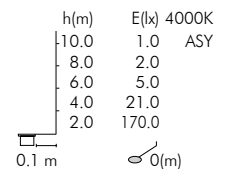


S.8581N.19
16 HIGH-POWER LED **4000K** CRI90 3490lm
Rated luminaire luminous flux 2792lm

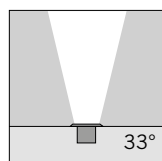
S.8581W.19
16 HIGH-POWER LED **3000K** CRI90 3194lm
Rated luminaire luminous flux 2555lm

S.8581H.19
16 HIGH-POWER LED **2700K** CRI90 3045lm
Rated luminaire luminous flux 2436lm

Rated input power 33,5W
220V-240V AC 50/60Hz / DC Not Dimmable
Adjustable $\pm 5^\circ$ optic
Computer-simulated photometrics
T 37°C



Transparent glass

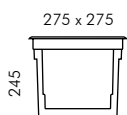
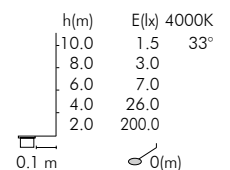


S.8582N.19
1 COB LED **4000K** CRI90 3496lm
Rated luminaire luminous flux 2817lm

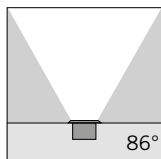
S.8582W.19
1 COB LED **3000K** CRI90 3445lm
Rated luminaire luminous flux 2776lm

S.8582H.19
1 COB LED **2700K** CRI90 3315lm
Rated luminaire luminous flux 2671lm

Rated input power 33,2W
220V-240V AC 50/60Hz / DC Not Dimmable
Adjustable $\pm 15^\circ$ optic
Computer-simulated photometrics
T 37°C



Acid - etched glass

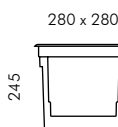



S.8598N
HIGH-POWER LED **4000K** CRI90 1070lm
Rated luminaire luminous flux 269lm

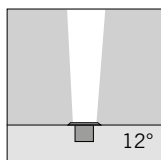
S.8598W
HIGH-POWER LED **3000K** CRI90 1050lm
Rated luminaire luminous flux 261lm

S.8598H
HIGH-POWER LED **2700K** CRI90 997lm
Rated luminaire luminous flux 248lm

Rated input power 11W
220V-240V AC 50/60Hz Not Dimmable
Led position fixed
T 40°C



Transparent glass

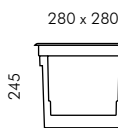



S.8590N
16 HIGH-POWER LED **4000K** CRI90 3490lm
Rated luminaire luminous flux 2782lm

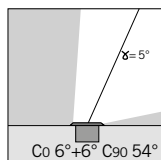
S.8590W
16 HIGH-POWER LED **3000K** CRI90 3194lm
Rated luminaire luminous flux 2546lm

S.8590H
16 HIGH-POWER LED **2700K** CRI90 3045lm
Rated luminaire luminous flux 2427lm

Rated input power 33,5W
220V-240V AC 50/60Hz / DC Not Dimmable
Adjustable ±15° optic
Computer-simulated photometrics
Beam lenses available on request with no surcharge: 65° and 10°x44°
T 37°C



Transparent glass

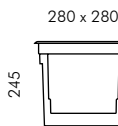



S.8591N
16 HIGH-POWER LED **4000K** CRI90 3490lm
Rated luminaire luminous flux 2792lm

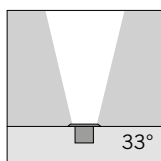
S.8591W
16 HIGH-POWER LED **3000K** CRI90 3194lm
Rated luminaire luminous flux 2555lm

S.8591H
16 HIGH-POWER LED **2700K** CRI90 3045lm
Rated luminaire luminous flux 2436lm

Rated input power 33,5W
220V-240V AC 50/60Hz / DC Not Dimmable
Adjustable ±5° optic
Computer-simulated photometrics
T 37°C



Transparent glass

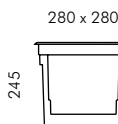



S.8592N
1 COB LED **4000K** CRI90 3496lm
Rated luminaire luminous flux 2817lm

S.8592W
1 COB LED **3000K** CRI90 3445lm
Rated luminaire luminous flux 2776lm

S.8592H
1 COB LED **2700K** CRI90 3315lm
Rated luminaire luminous flux 2671lm

Rated input power 33,2W
220V-240V AC 50/60Hz / DC Not Dimmable
Adjustable ±15° optic
Computer-simulated photometrics
T 37°C



SIMES

luce per l'architettura

SIMES S.p.A. VIA G. PASTORE 2/4 - 25040 CORTE FRANCA (BRESCIA) - ITALY
Tel. (+39) 030 9860411 - Fax (+39) 030 9828308
simes@simes.com - www.simes.com