






Concrete applique

Marked by a pure geometry, completely covered in concrete, the new applique integrates with any surface. The LED's that are housed internally can diffuse in both single and double emission creating a striking glow of light with superior visual comfort.





Concrete covering with added synthetic fibers with high mechanical strength.
 Die-cast EN AB-47100 aluminium (low copper content) housing with high corrosion resistance.
 Toughened glass diffuser.
 Stainless steel screws.
 Luminaire suitable for single grommet.
 Silicone gaskets.

This product has been manufactured with hand crafted procedures, therefore small imperfections, subsidence of the concrete surface, actual cracks and future, colour ripples and variations over time, are deliberately present and they are a feature of the concrete product, proving the hand-made manufacturing procedure.

Colours:

- Concrete (cod. 35)

Protection class

IP65

Isolation class

CLASS I ⊕

Mechanical resistance of glass

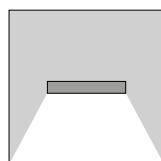
IK 03

Leds 4000K CRI90 versions are available on request.

REGISTERED DESIGN

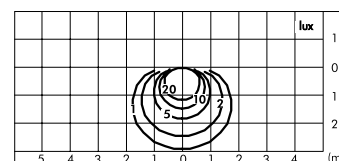
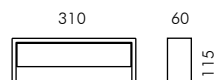
For the latest technical information and product updates with LED technology please refer to the official website (www.simes.it)

Single emission

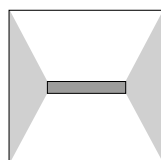


C.8000W.35

With leds white **3000K** CRI90 2016lm
 Rated luminaire luminous flux 965lm
 Rated input power 24W 230V



Double emission



C.8001W.35

With leds white **3000K** CRI90 2016lm
 Rated luminaire luminous flux 786lm
 Rated input power 24W 230V

