


Fixed Wall mounted



Adjustable Projector



Streamline


Wall mounted and projector

Streamline wall mounted has been designed to illuminate with grazing light walls and facades creating a diffused light effect, thanks to its high luminous flux. The light beam angle can be modelled 0°-5°-10°; this feature makes it very flexible in relation to the different project requirements.

Streamline is also available as a horizontal floodlight version. Streamline's thin and compact shape discreetly talks together with the context in which it integrates. Its comfortable optics along with the dimming device complete the features of this exterior luminaire, that ensures high performances and flexibility in terms of applications.



2018


www.simes.it/streamline



STREAMLINE Projector

Die-cast EN AB-47100 aluminium housing with high corrosion resistance.
Clear toughened glass diffuser.
Stainless steel screws.
Luminaire supplied with 1m of cable for connection with remote recessed connection box (Ministreamline).
Luminaire with double cable entry and cable glands (Streamline).
Silicone gaskets.

Double powder paint.

Colour:

Aluminium grey (code 14)

Protection class
IP65

Isolation class
CLASS I ⚡

Mechanical resistance
IK 07

Leds 4000K CRI80 versions are available on request.
DALI version available on request with surcharge.
24V DC version available on request with surcharge.

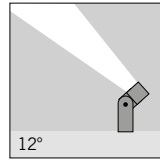
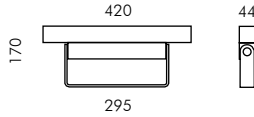
For the latest technical information and luminaire updates with LED technology please refer to www.simes.it

REGISTERED DESIGN

The sophisticated optics focuses the beam and makes the light comfortable by reducing the direct glare of the light source.



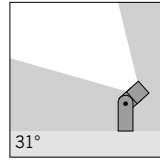
Ministreamline Comfort Optic



S.1245W

HIGH-POWER LEDs **3000K** CRI90 3300lm
 Rated luminaire luminous flux 2399lm
 Rated input power 32,4W
 220V-240V AC 50/60Hz / DC Not Dimmable

h(m)	12° Ø(m)	3000K E(lx)
2	0.40	9974
4	0.80	2493
6	1.20	1108
8	1.60	623
10	2.00	399



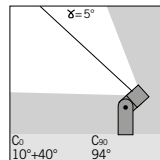
S.1246W

HIGH-POWER LEDs **3000K** CRI90 3300lm
 Rated luminaire luminous flux 2228lm
 Rated input power 32,4W
 220V-240V AC 50/60Hz / DC Not Dimmable

h(m)	31° Ø(m)	3000K E(lx)
2	1.18	1579
4	2.35	395
6	3.53	175
8	4.71	99
10	5.89	63

**Beam lenses available on request:
 66° and 10°x40°**

Ministreamline Asymmetric Optic

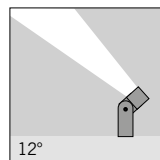
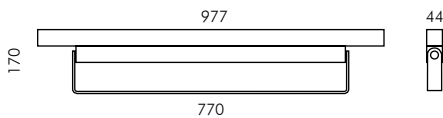


S.1247W

MID-POWER LEDs **3000K** CRI80 2880lm
 Rated luminaire luminous flux 1806lm
 Rated input power 20,3W
 220V-240V AC 50/60Hz / DC Not Dimmable

h(m)	E(lx)			
5	1	1	1	0
4	2	2	1	0
3	6	5	2	1
2	22	13	4	1
1	199	34	2	0
	0	1	2	3 (m)

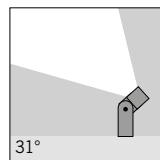
Streamline Comfort Optic



S.1255W

HIGH-POWER LEDs **3000K** CRI90 7920lm
 Rated luminaire luminous flux 5235lm
 Rated input power 74W
 220V-240V AC 50/60Hz / DC Not Dimmable

h(m)	12° Ø(m)	3000K E(lx)
2	0.41	20415
4	0.81	5104
6	1.22	2268
8	1.63	1276
10	2.03	817



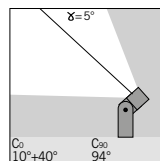
S.1256W

HIGH-POWER LEDs **3000K** CRI90 7920lm
 Rated luminaire luminous flux 4904lm
 Rated input power 74W
 220V-240V AC 50/60Hz / DC Not Dimmable

h(m)	31° Ø(m)	3000K E(lx)
2	1.12	3639
4	2.25	910
6	3.37	404
8	4.50	227
10	5.62	146

**Beam lenses available on request:
 66° and 10°x40°**

Streamline Asymmetric Optic



S.1257W

MID-POWER LEDs **3000K** CRI80 7200lm
 Rated luminaire luminous flux 4274lm
 Rated input power 59W
 220V-240V AC 50/60Hz / DC Not Dimmable

h(m)	E(lx)			
5	2	2	1	1
4	3	3	2	1
3	7	7	4	2
2	28	18	6	2
1	200	55	5	1
	0	1	2	3 (m)



Casa Y, Pino Torinese, Torino, Italy © Arch. Luca Maria Gandini ph. Mario Bertani

STREAMLINE Wall mounted

Die-cast EN AB-47100 aluminium housing with high corrosion resistance. Clear toughened glass diffuser. Luminaire with one single cable entry and grommet. Luminaire with double cable entry and grommet version available on request with surcharge. Stainless steel screws. Silicone gaskets.
Double powder paint.

Protection class
IP65

Isolation class
CLASS I ⊕

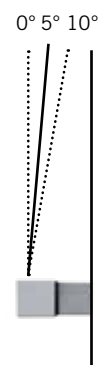
Mechanical resistance
IK 07

Leds 4000K CRI80 versions are available on request.
 DALI version available on request with surcharge.

Wall mounted

Streamline in the semifixed version allows three different beam settings:

0° - 5° - 10°



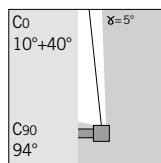
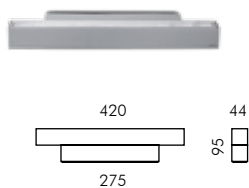
Colour:

○ Aluminium grey (code 14)

REGISTERED DESIGN

For the latest technical information and luminaire updates with LED technology please refer to www.simes.it

Ministreamline Asymmetrical optic

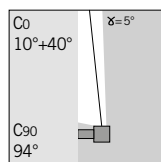



S.1240W

MID-POWER LEDs **3000K** CRI80 2880lm
 Rated luminaire luminous flux 1806lm
 Rated input power 20,3W
 220V-240V AC 50/60Hz / DC Not Dimmable

h(m)	E(lx)		
5	1	1	0
4	2	2	0
3	6	5	1
2	22	13	4
1	199	34	2
	0	1	2
			3 (m)

Streamline Asymmetrical optic



S.1250W

MID-POWER LEDs **3000K** CRI80 7200lm
 Rated luminaire luminous flux 4274lm
 Rated input power 59W
 220V-240V AC 50/60Hz / DC Not Dimmable

h(m)	E(lx)		
5	2	2	1
4	3	3	2
3	7	7	4
2	28	18	6
1	200	55	5
	0	1	2
			3 (m)